Leptons are VERY different from quarks. (II)

Neutrinos

$$U_{MNSP} \sim \begin{pmatrix} 0.8 & 0.5 & ? \\ 0.4 & 0.6 & 0.7 \\ 0.4 & 0.6 & 0.7 \end{pmatrix}$$

Quarks

$$V_{CKM} \sim \begin{pmatrix} 1 & 0.2 & 0.005 \\ 0.2 & 1 & 0.04 \\ 0.005 & 0.04 & 1 \end{pmatrix}$$

Solar+Atmospherics indicate a quasi bi-maximal mixing matrix, **VERY DIFFERENT from CKM matrix (almost diagonal)!**

$$U_{MNSP} = \begin{pmatrix} 1 & 0 & 0 \\ 0 & c_{23} & s_{23} \\ 0 & -s_{23} & c_{23} \end{pmatrix} \begin{pmatrix} c_{13} & 0 & s_{13}e^{-i\delta} \\ 0 & 1 & 0 \\ -s_{13}e^{i\delta} & 0 & c_{13} \end{pmatrix} \begin{pmatrix} c_{12} & s_{12} & 0 \\ -s_{12} & c_{12} & 0 \\ 0 & 0 & 1 \end{pmatrix},$$

$\theta_{13} \to 0 \quad \Rightarrow$ The 3x3 mixing matrix becomes a trivial product of two 2x2 matrixes.

θ_{13} drives $\nu_\mu - \nu_e$ subleading transitions $\Rightarrow$

the necessary milestone for any subsequent search:

neutrino mass hierarchy and leptonic CP searches.

Most of the parameters are waiting to be measured

δm^2_{12} ✓ SOLARS+KAMLAND $\delta m^2_{12} = (7.9 +/- 0.7)\ 10^{-5} eV^2$

θ_{12} ✓ SOLARS+KAMLAND $\sin^2(2\theta_{12}) = 0.82 +/- 0.055$

Addressed by a SuperBeam/Nufact experiment

δm^2_{23} ✓ ATMOSPHERICS $\delta m^2_{23} = (2.4 +/- 0.4)\ 10^{-3}\ eV^2$

θ_{23} ✓ ATMOSPHERICS $\sin^2(2\theta_{23}) > 0.95$

θ_{13} CHOOZ LIMIT $\sin^2 2\theta_{13} < 14^0$

LSND/Steriles ✓?

δ_{CP}

Mass hierarchy

Σm_ν BETA DECAY END POINT $\Sigma m_\nu < 6.6$ eV

Dirac/Majorana

Sub leading $\nu_\mu - \nu_e$ oscillations

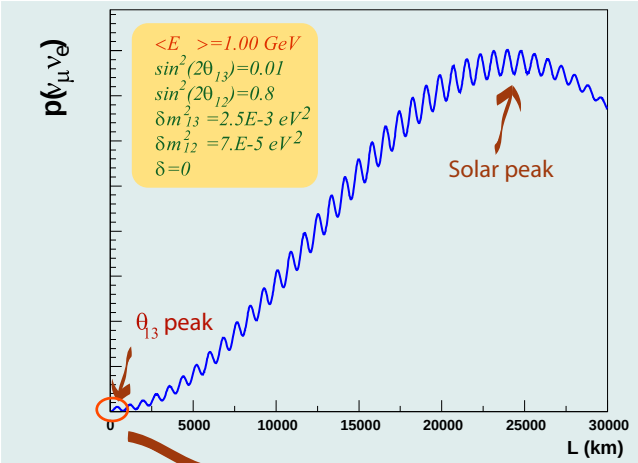

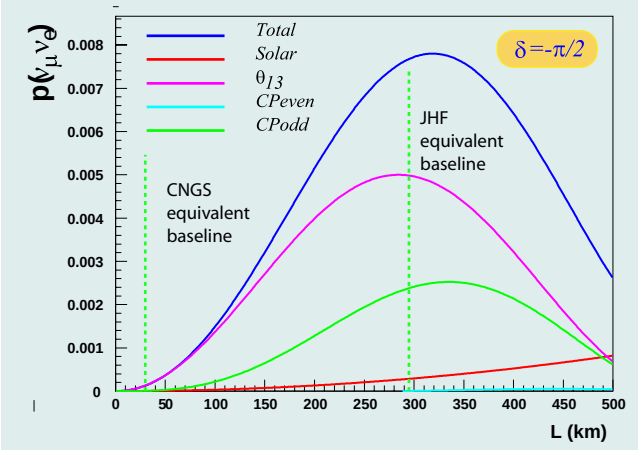

$$p(\nu_\mu \to \nu_e) = 4c_{13}^2 s_{13}^2 s_{23}^2 \sin^2 \frac{\Delta m_{13}^2 L}{4E} \times \left[1 \pm \frac{2a}{\Delta m_{13}^2}(1 - 2s_{13}^2)\right] \qquad \theta_{13} \text{ driven}$$

$$+ 8c_{13}^2 s_{12} s_{13} s_{23}(c_{12} c_{23} cos\delta - s_{12} s_{13} s_{23}) \cos \frac{\Delta m_{23}^2 L}{4E} \sin \frac{\Delta m_{13}^2 L}{4E} \sin \frac{\Delta m_{12}^2 L}{4E} \qquad \text{CPeven}$$

$$\mp 8c_{13}^2 c_{12} c_{23} s_{12} s_{13} s_{23} \sin\delta \sin \frac{\Delta m_{23}^2 L}{4E} \sin \frac{\Delta m_{13}^2 L}{4E} \sin \frac{\Delta m_{12}^2 L}{4E} \qquad \text{CPodd}$$

$$+ 4s_{12}^2 c_{13}^2 \{c_{13}^2 c_{23}^2 + s_{12}^2 s_{23}^2 s_{13}^2 - 2c_{12} c_{23} s_{12} s_{23} s_{13} cos\delta\} \sin \frac{\Delta m_{12}^2 L}{4E} \qquad \text{solar driven}$$

$$\mp 8c_{12}^2 s_{13}^2 s_{23}^2 \cos \frac{\Delta m_{23}^2 L}{4E} \sin \frac{\Delta m_{13}^2 L}{4E} \frac{aL}{4E}(1 - 2s_{13}^2) \qquad \text{matter effect (CP odd)}$$

θ_{13} discovery requires total probability ($\propto \sin^2 2\theta_{13}$) greater than solar driven probability

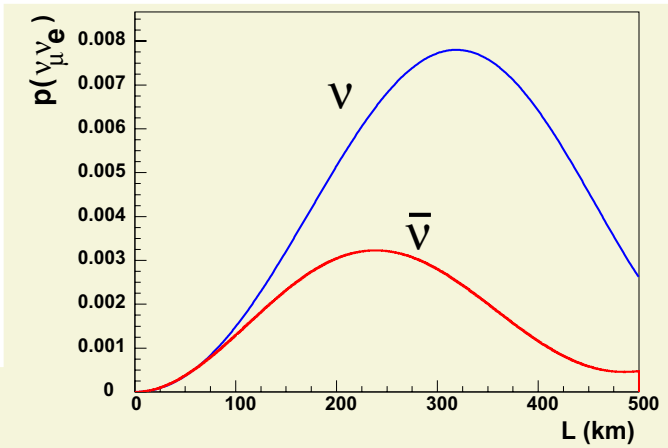

Leptonic CP discovery requires

$$A_{CP} = \frac{P(\nu_\mu \to \nu_e) - P(\bar{\nu}_\mu \to \bar{\nu}_e)}{P(\nu_\mu \to \nu_e) + P(\bar{\nu}_\mu \to \bar{\nu}_e)} \neq 0$$

At least 4 phases of Long Baseline experiments

2001

2010

2015

2020

year

1) 2001-2010. K2K, Opera, Icarus, Minos.
Optimized to confirm the SuperK evidence of oscillation of atmospheric neutrinos through ν_μ disappearance or ν_τ appearance. They will have limited potential in measuring oscillation parameters. Not optimized for $\nu_e$appearance (θ_{13} discovery).

2) 2009-2015. T2K (approved), Noνa, Double Chooz. Optimized to measure θ_{13} (Chooz $\times$ 20) through $\nu_e$appearance or $\nu_e$disappearance. Precision measure of the atmospheric parameters (1 % level). Tiny discovery potential for CP phase δ, even combining their results.

3) 2015 - 2025. SuperBeams and/or Beta Beams. Improved sensitivity on θ_{13} (Chooz $\times$ 200). They will have discovery potential for leptonic CP violation and mass hierarchy for $\theta_{13} \geq 1°$. In any case needed to remove any degeneracy from Nufact results (see P. Hernandez et al., hep-ph/0207080)

4) Ultimate facility: Neutrino Factories or high energy Beta Beams. Ultimate sensitivity on the CP phase δ, θ_{13} , mass hierarchy.

10^{-1}

10^{-2}

10^{-3}

10^{-5}

$\sin^2(2\theta_{13})$

Off Axis Neutrino Beams. BNL-E889 proposal: http://minos.phy.bnl.gov/nwg/papers/E889

Decay Kinematics

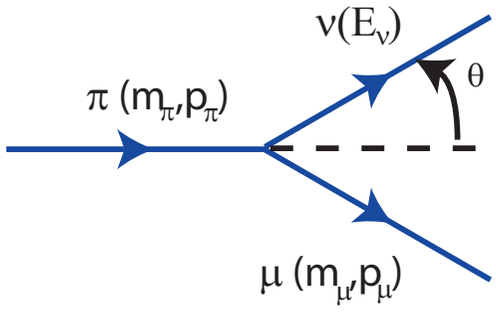

From momentum energy conservation:

$$E_\nu = \frac{m_\pi^2 - m_\mu^2}{2(E_\pi - p_\pi cos\theta)}$$

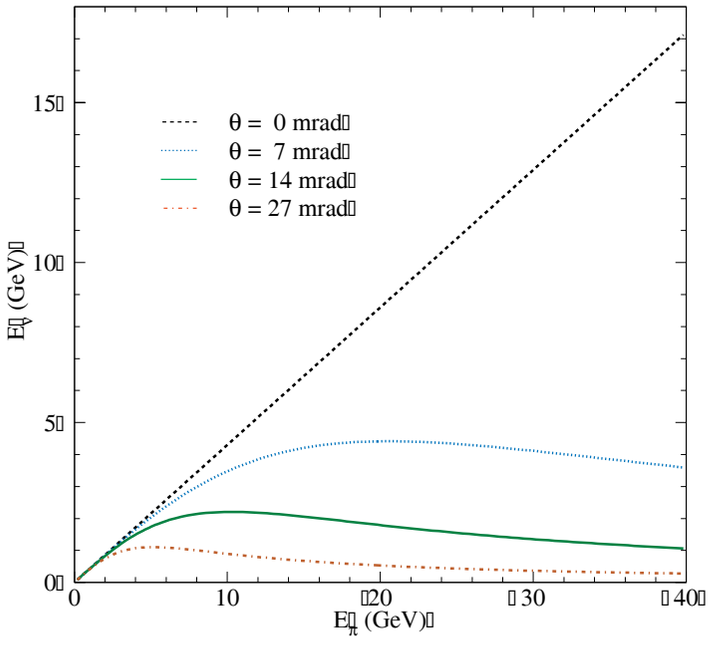

A qualitative argument:

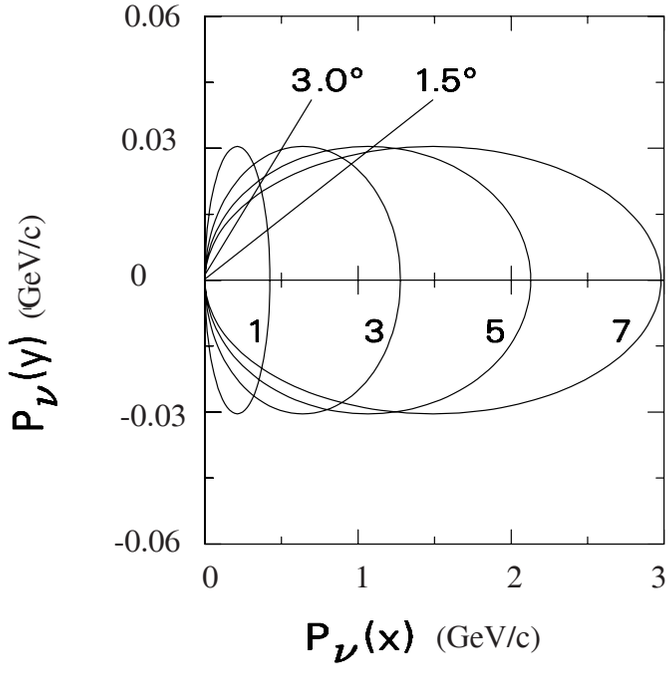

- Transverse momentum, Lorentz invariant: $m_\pi - m_\mu$.
- Longitudinal momentum is Lorentz boosted.
- At an angle θ there is an accumulation of lower energies neutrinos

- **Maximum neutrino flux at $0°$.**
- **Off axis is the most efficient way to have a narrow band beam.**
- **ν_e come from 3 body decays (kaons or muons) while off-axis is optimized on the pion 2 body decay$\Rightarrow$ the ν_e contamination below the peak is reduced.**

JHF-Japan Hadron Facility at Jaeri

Neutrino beam from the 50 GeV - 0.75 MW proton beam at the Hadron Facility at Jaeri, Japan.

Taken off-axis to better match the oscillation maximum at the SuperKamiokande location (295 km).

K2K		T2K
$6 \cdot 10^{12}$	Protons per pulse	$3 \cdot 10^{14}$
2.2 s	Cycle	3.4 s
12 GeV	Proton energy	50 GeV
40	Events in SK per year (no osc.)	2200
1.5	Mean neutrino energy	0.8

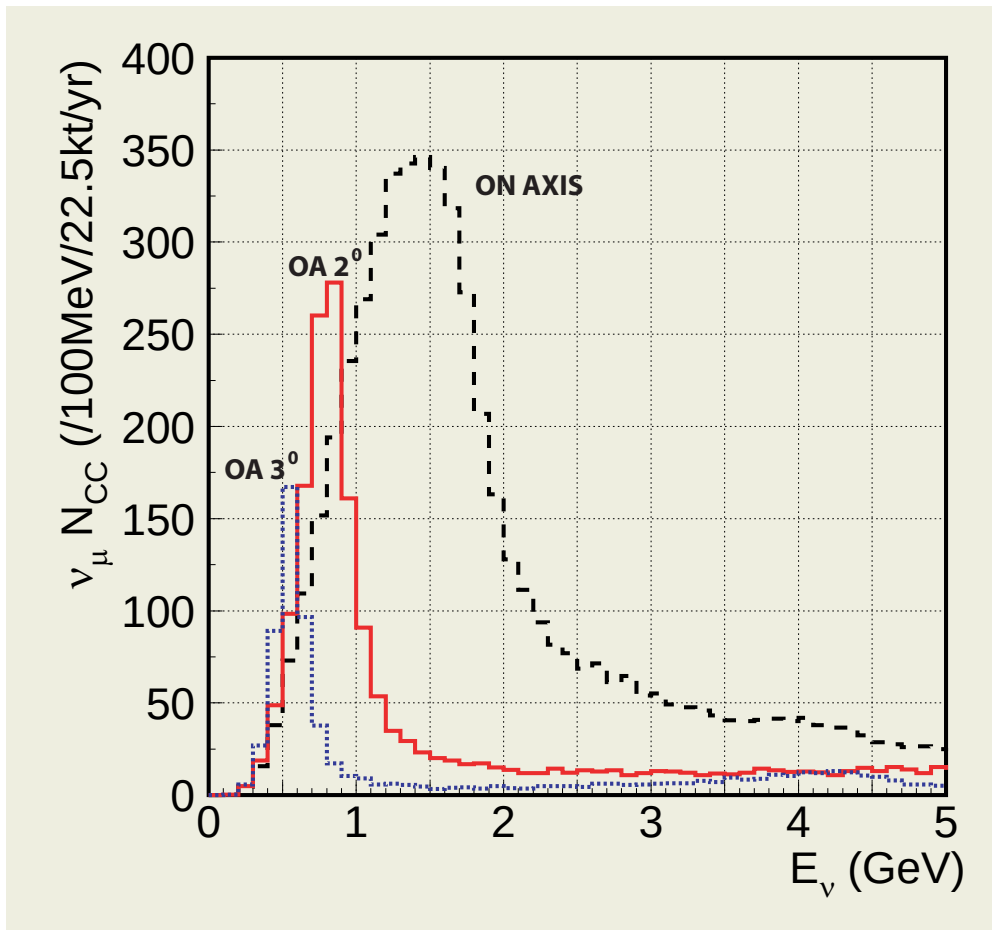

Nuovo complesso di acceleratori a Jaeri

- Finanziato, in costruzione
- Fasci di test: 2008. Neutrini: 2009.

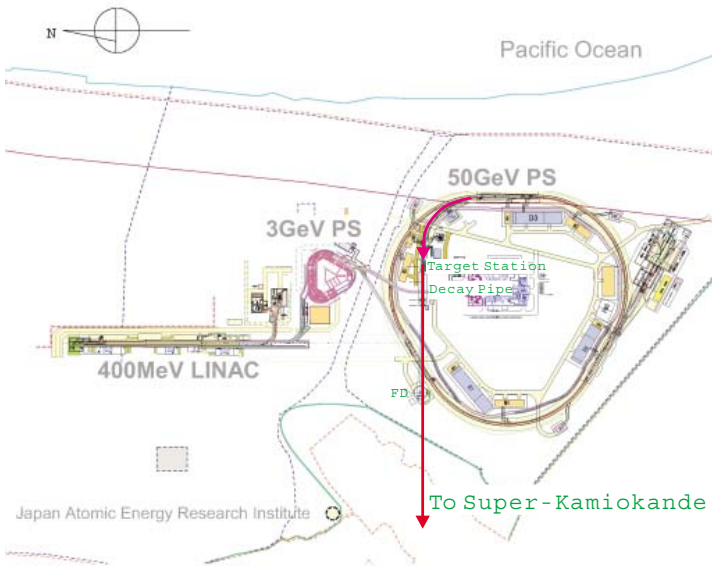

Close detector a 280 m

A carico dei gruppi extra-giapponesi

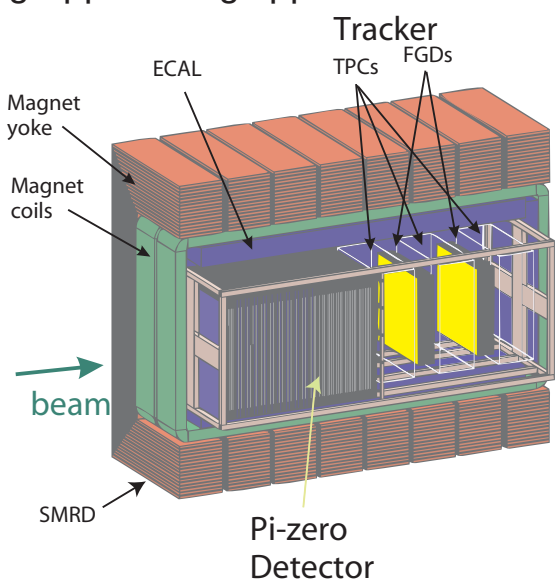

Far detector: SuperKamiokande

- Running dal 1996.
- 40% coverage ripristinato nel 2007

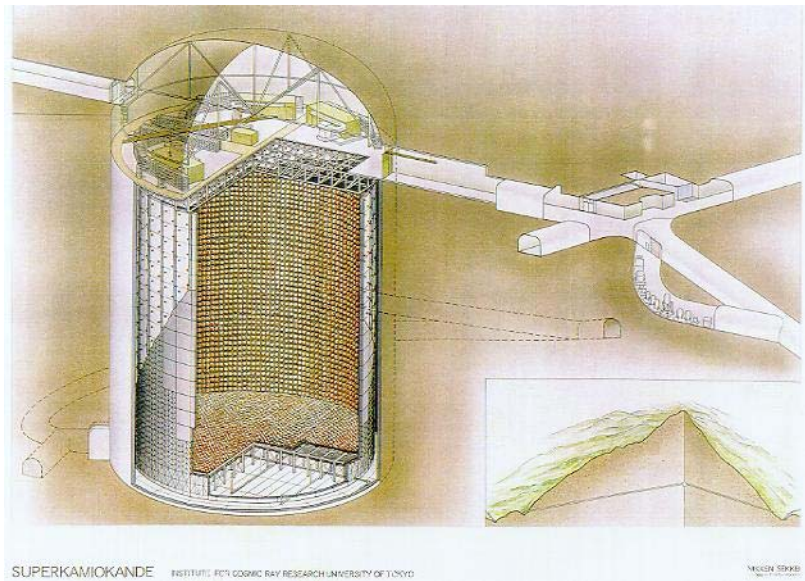

Close detector a 2 km

Ancora non richiesto

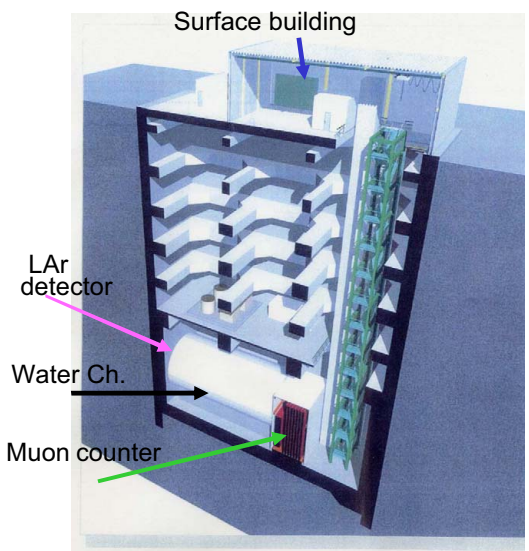

Il rivelatore 280 m off-axis

- **Spettro ν_μ CC:** Tracker, SMRD
- **Spettro ν_e CC:** P0D, ECAL, Tracker
- **Produzione π° in correnti neutre:** P0D, ECAL
- **Sezione d'urto quasi elastici:** Tracker, SMRD
- **Sezioni d'urto esclusive:** Tracker, ECAL, SMRD

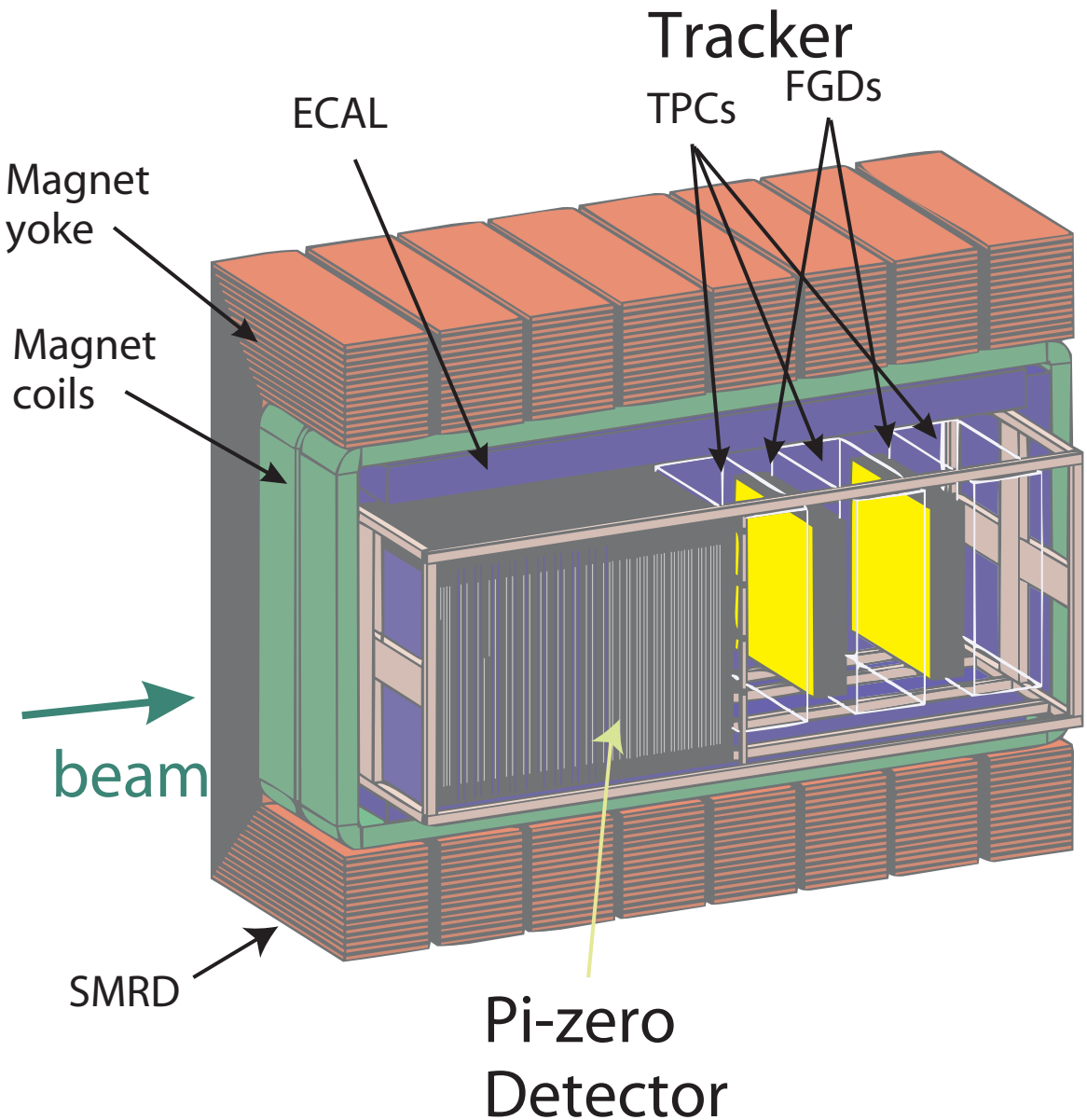

T2K ν_e appearance

OAB 2°	ν_μ CC	ν_μ NC	ν_e CC	Osc. ν_e
Generated in F.V.	10713.6	4080.3	292.1	301.6
1R e-like	14.3	247.1	68.4	203.7
e/π^0 separation	3.5	23.0	21.9	152.2
0.4 GeV$< E_{rec} < 1.2$ GeV	1.8	9.3	11.1	123.2

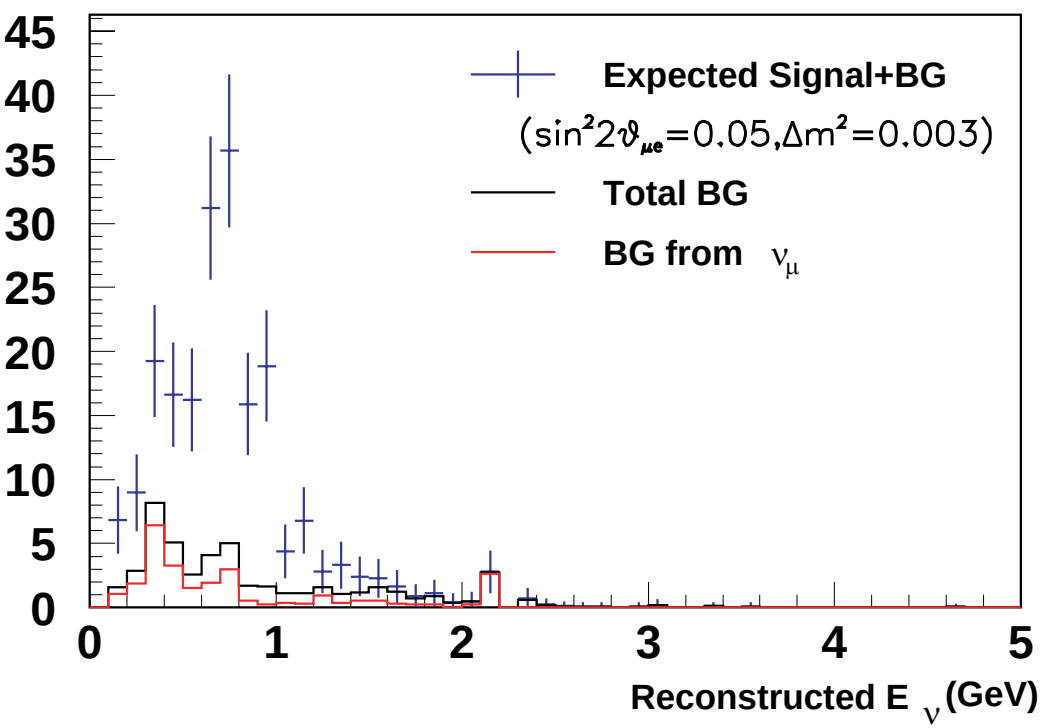

Sensitivity to θ_{13}

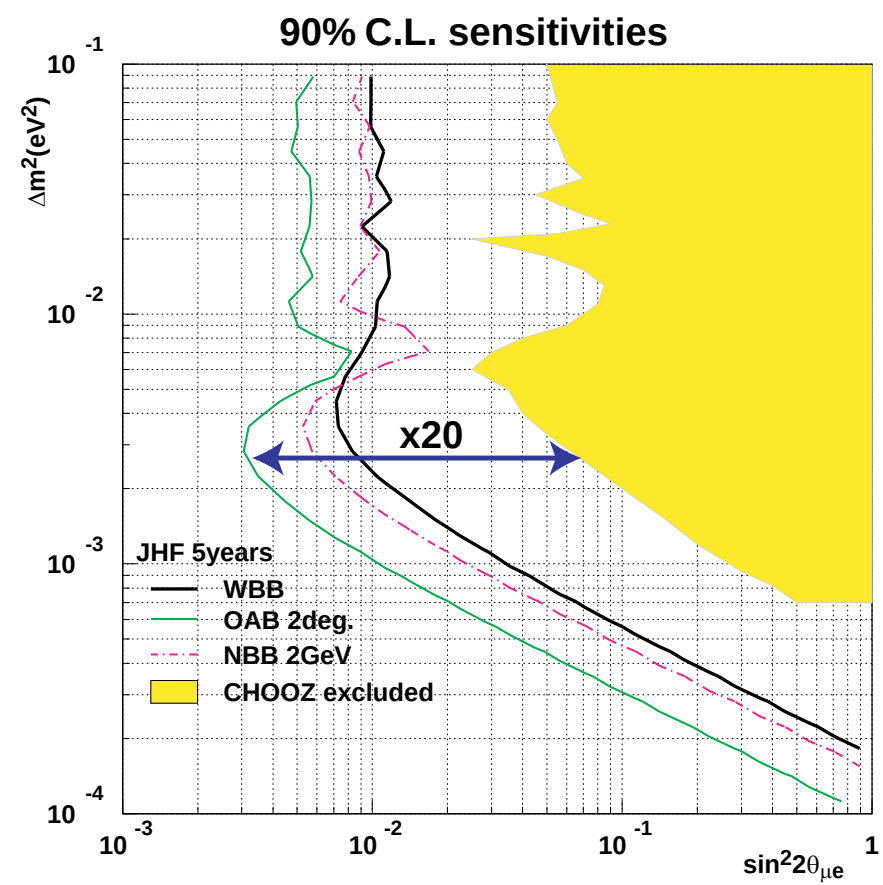

NOνA is a Long Baseline experiment using the NUMI beam from Fermilab

Now being used for MINOS (732km) away.

It will be located 810 km from Fermilab at Ash River.

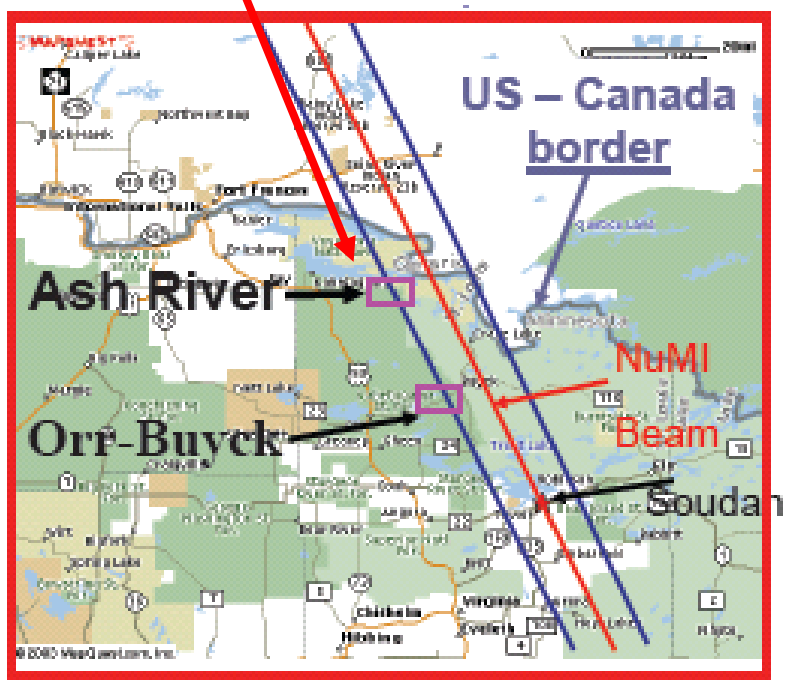

$\nu_\mu \rightarrow \nu_e$ oscillations θ_{13} and the mass hierarchy.

NOνA Detector

Given relatively high energy of NUMI beam,
decided to optimize NOνA for resolution of the mass hierarchy
Detector placed 14 mrad (12 km) Off-axis of the Fermilab NUMI beam (MINOS).
At Ash River near Canadian border (L = 810km) : New site. Above ground.
Fully active detector consisting of 15.7m long plastic cells filled
with liquid scintillator: Total mass 30 ktons, 15.7x15.7x130 m.
Each cell viewed by a looped WLS fibre read by an avalanche photodiode (APD)

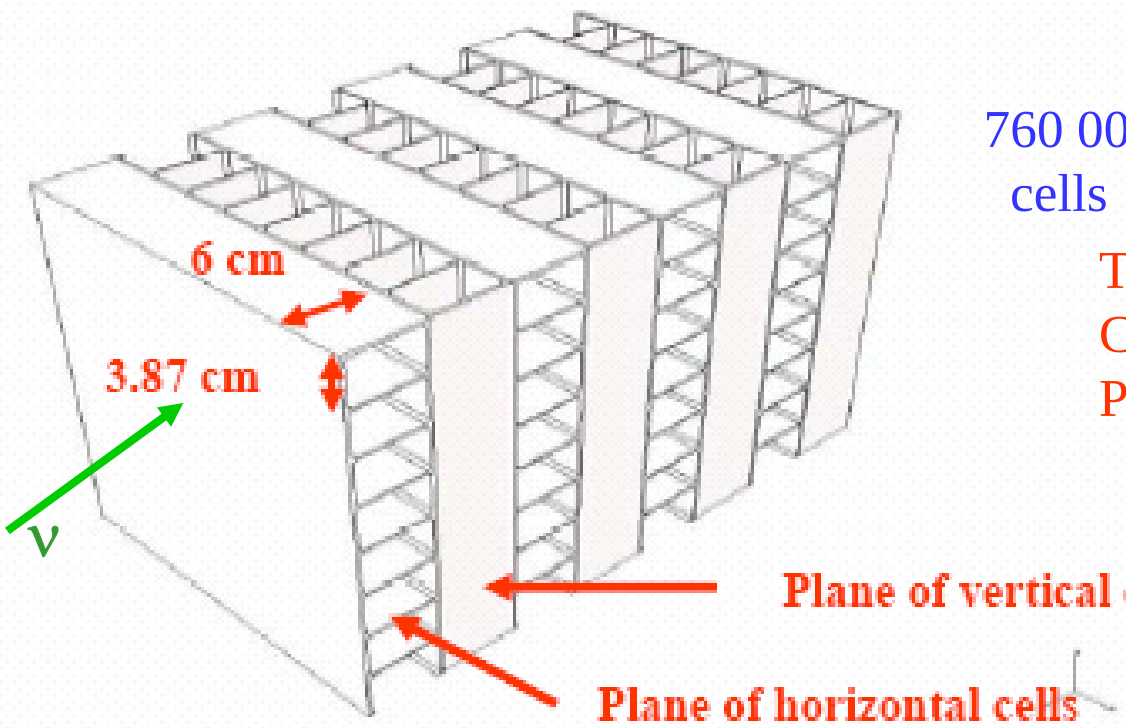

760 000
cells

TiO_2
Coated
PVC tubes

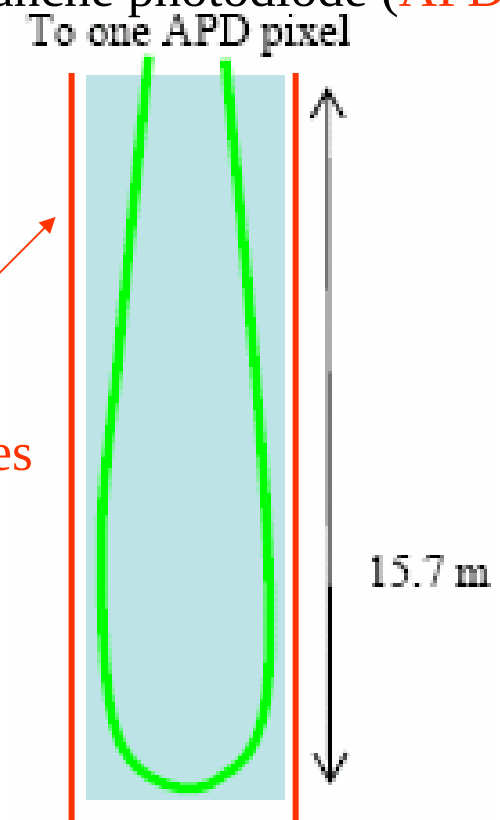

The Beam

PROTONS: 6.5 x 10^{20} protons on target per year.

Greatly helped by

- Cancellation of BTeV
- Termination of Collider programme by 2009.

A gain of a factor of > 2 in numbers of protons delivered.

Longer term: Construction of an 8 GeV proton driver: x 4

25.2 x 10^{20} protons on target per year is the goal.

The Beam: x 2

- No antiproton production batches in Main Injector: x 11/9 = 1.22

- No downtime for preparing collider shot.
  No time for antiproton transfer from accumulator to recycler. x 1.176

- Transfer time of 12 booster batches to Main Injector (0.8 sec).
  Instead transfer them to recycler during Main Injector cycle,
  and then transfer in one go (0.067 sec) from recycler to Main Injector. :
  2.2 sec/1.467 sec = 1.5

1.22 x 1.176 x 1.5 x 3.4 x 10^{20} protons/year = 7.3 x 10^{20} protons/year

Negotiated 6.5 x 10^{20} protons/year with Fermilab management.

Location

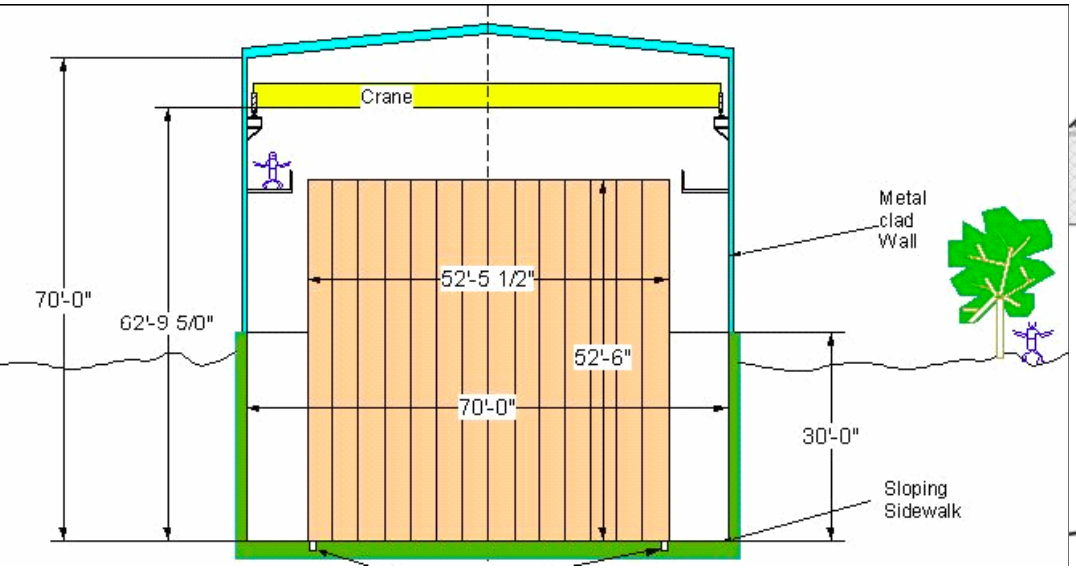

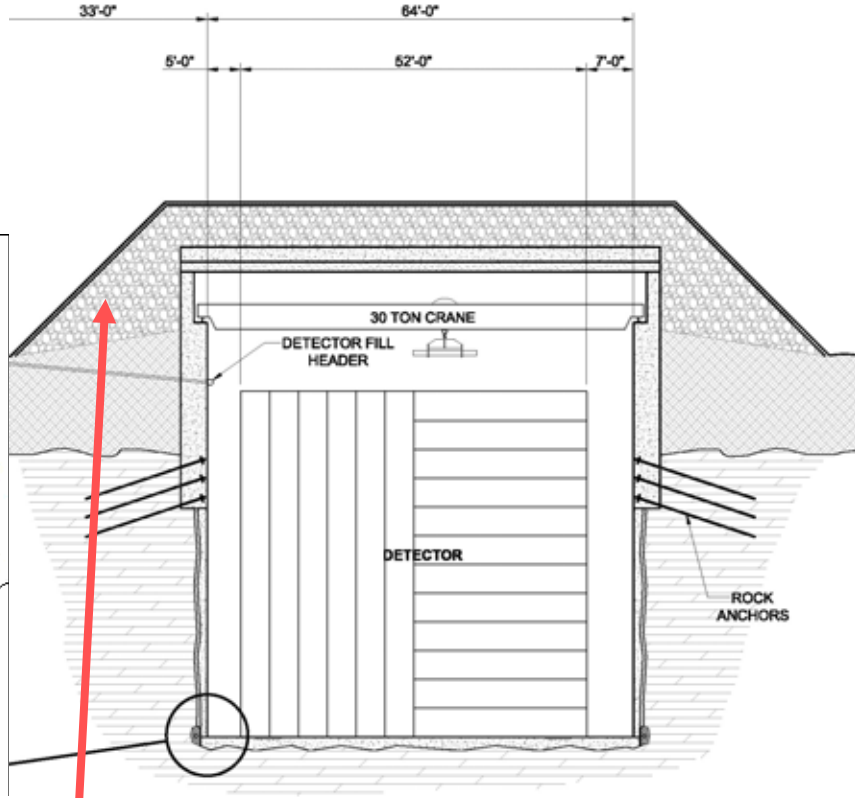

Surface detector with about 3m overburden to reduce
The em component of cosmic rays.

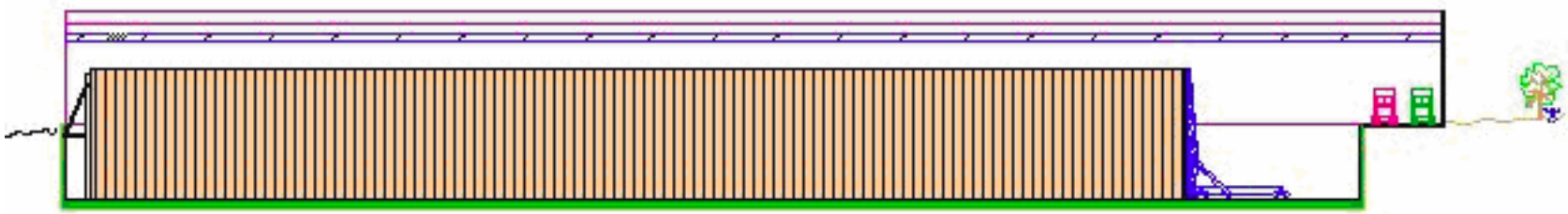

Resolution of mass hierarchy

Fraction of δ over which the mass hierarchy can be resolved at

Equal amounts of neutrino and antineutrino running: 3 years each assuming Phase I.

Near the CHOOZ limit the mass hierarchy can be resolved over 50% of the range of δ.

T2K Phase I can only resolve the hierarchy in a region already excluded by CHOOZ.

Because of its lower energy.

Some small improvement if we combine T2K and NOνA results

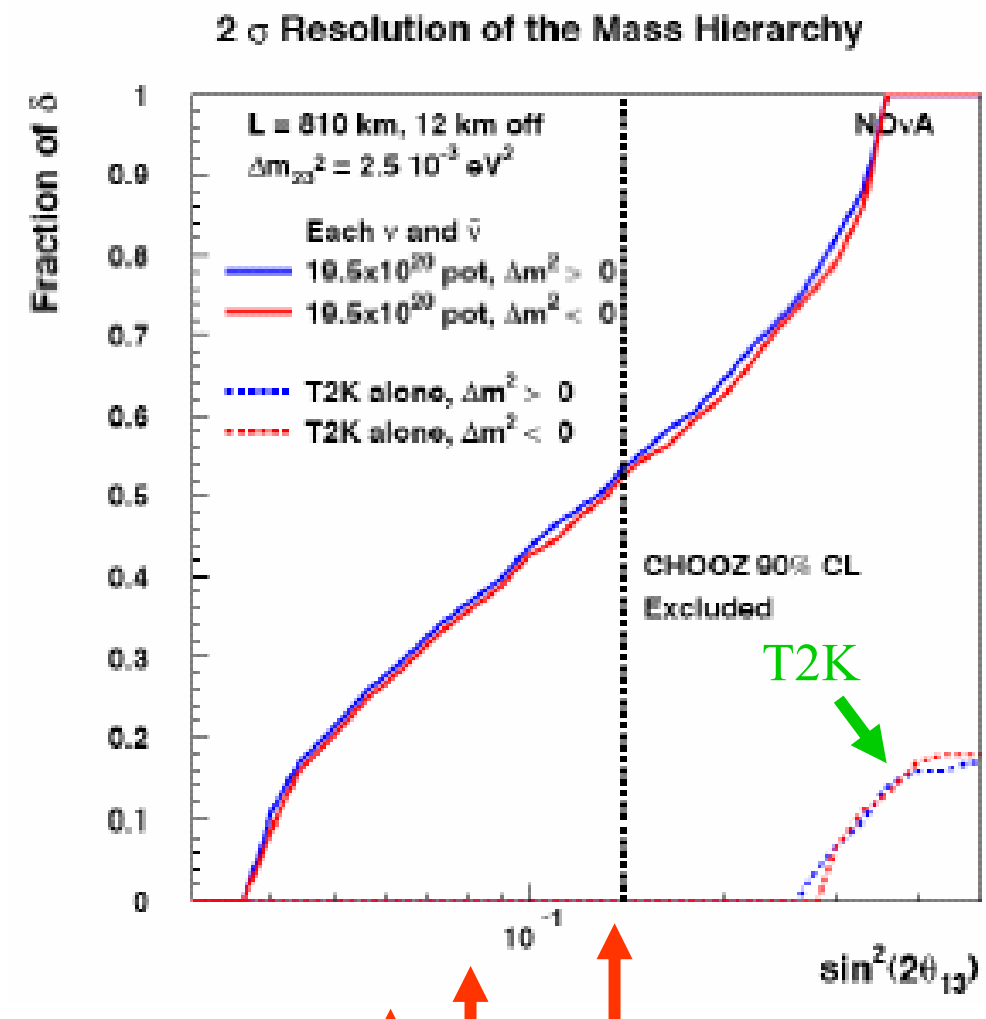

T2K vs NOVA

T2K: Approved and scheduled to start in 2009

NOνA: Proposal. Goal: start in 2011

		T2K	NOνA
p-driver	(MW)	0.75	0.8
p beam energy	(GeV)	50	120
$\langle E(\nu) \rangle$	(GeV)	0.7	2
L	(Km)	295	810
Off-Axis		2°	0.8°
ν CC (no osc.)	(Kt yr)	100	80
ν_e contamination	(%)	0.4	0.5
Mass	(Kt)	50	30
Material		H_2O	LScint+PVC
Coverage	(mwe)	3000	10
View		3D	$2 \times 2D$
Detector running since		1996	No prototype
Signal efficiency	(%)	40	24
π° / ν_e	(%)	80	60

$\nu_e - \nu_e$ oscillations

$$1 - P_{\bar{e}\bar{e}} \simeq \sin^2 2\theta_{13} \sin^2(\Delta m^2_{31} L/4E) + (\Delta m^2_{21}/\Delta m^2_{31})^2)\,(\Delta m^2_{31} L/4E)^2 \cos^4\theta_{13} \sin^2 2\theta_{12}$$

- Much simpler connection between $P_{\bar{e}\bar{e}}$ and θ_{13} , no interference with $\delta_{\rm CP}$ and $\mathrm{sign}(\Delta m^2_{23})$.
- No way to directly measure leptonic CP violation and mass hierarchy.
- Truly complementary to the accelerator experiments.
- Disappearance experiments: systematic errors dominate over statistics.

T2K appearance signal in 5 years, from hep-ex/0106019

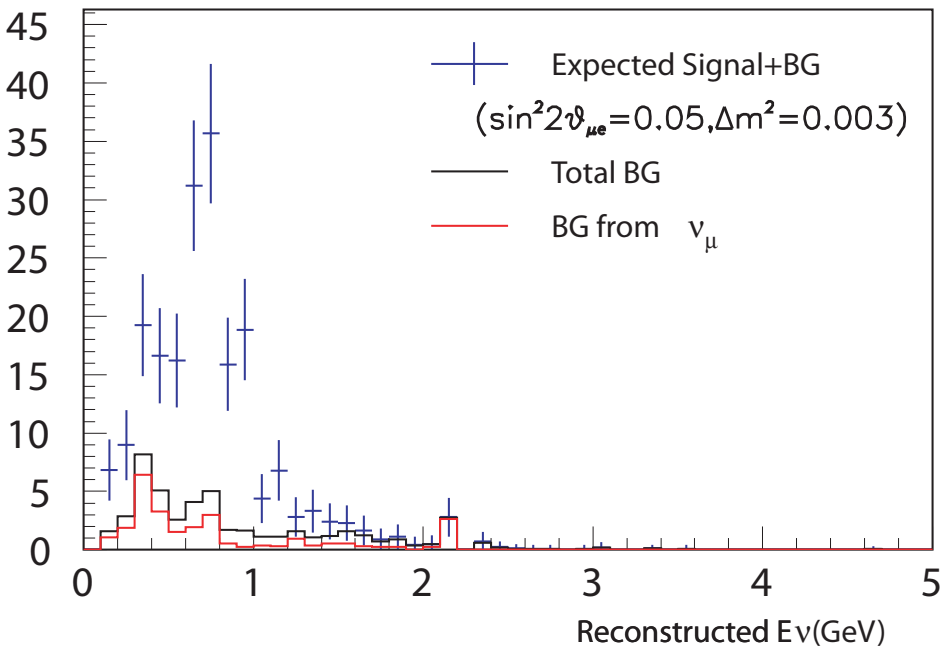

Double Chooz FAR-Near difference in 5 years, from hep-ex/0606025

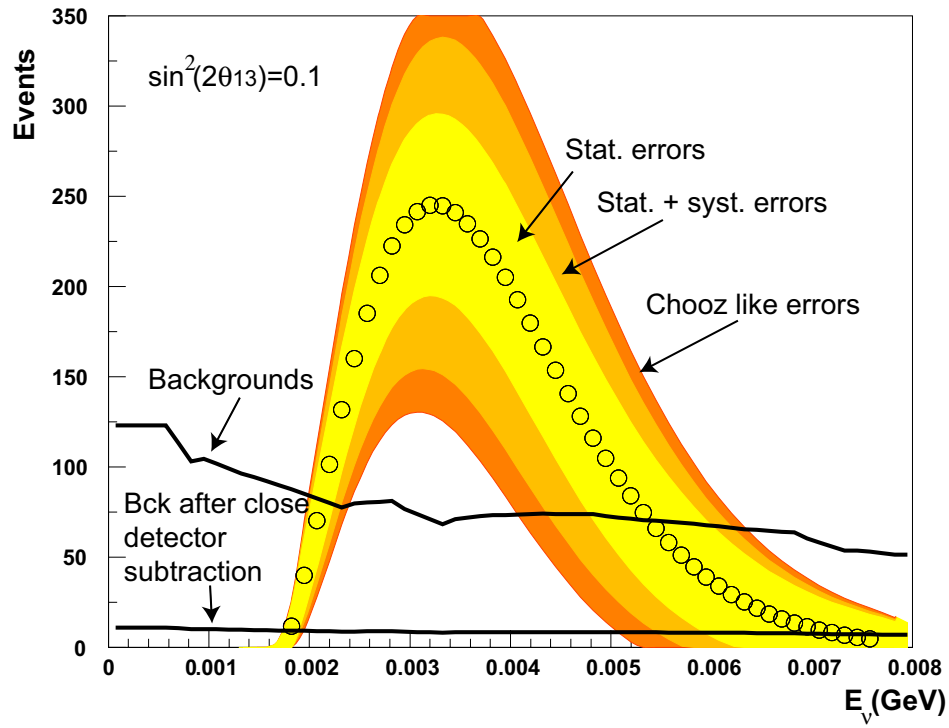

Double Chooz



	# evt R1	# evt R2
Dnxyz	55.5%	44.5%
Dfxyz	55.5%	44.5%

2 cores – 1 site – 8.5 GW_{th}

1 near position, 1 far

- target: 2 x 8.3 t

Civil engineering

- 1 near lab ~ Depth 40 m, Ø 6 m
- 1 available lab

Statistics (including ε)

- far: ~ 40 evts/day
- near: ~ 460 evts/day

Systematics

- reactor : ~ 0.2%
- detector : ~ 0.5%

Backgrounds

- σ_{b2b} at far site: ~ 1%
- σ_{b2b} at near site: ~ 0.5%

Planning

1. Far detector only
   - 2008-2009
   - Sensitivity (1.5 ans) ~ 0.06
2. Far + Near sites
   - available from 2010
   - Sensitivity (3 years) ~ 0.025

Evolution of the Double Chooz sensitivity

Start the operation of the **far detector**, 10 m3, at t0. With no close detector, systematics dominate.

Start the operations of an identical **close detector** after 1.5 yrs. Reactors flux is identical in the two detectors. Systematics reduced.

Triple Chooz: put in operation a 200 ton far detector in a already existing cavern. Experimental sensitivity improved. See JHEP 605 (2006) 72

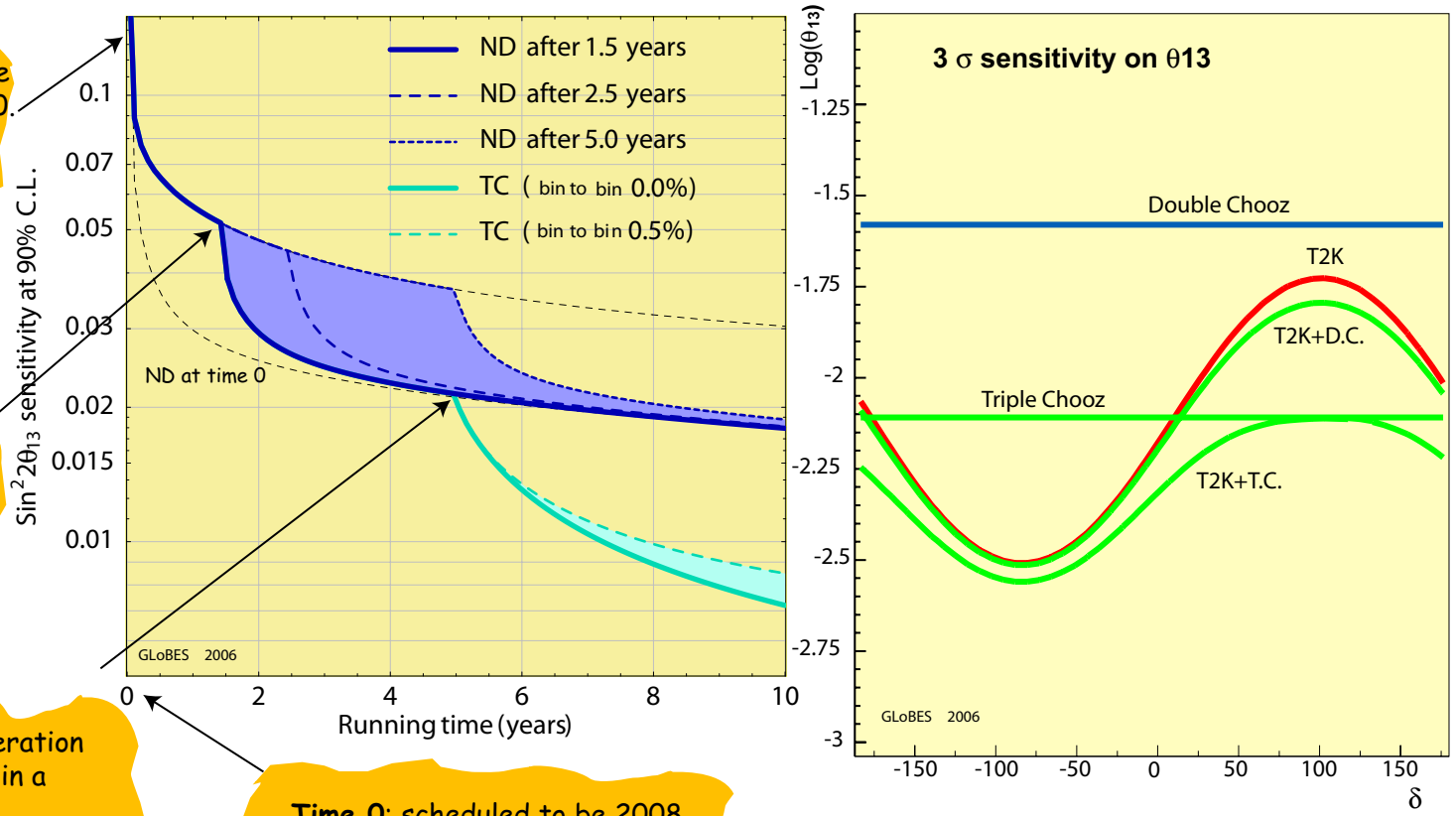

Time 0: scheduled to be 2008

Status after the first and second generation: θ_{13}

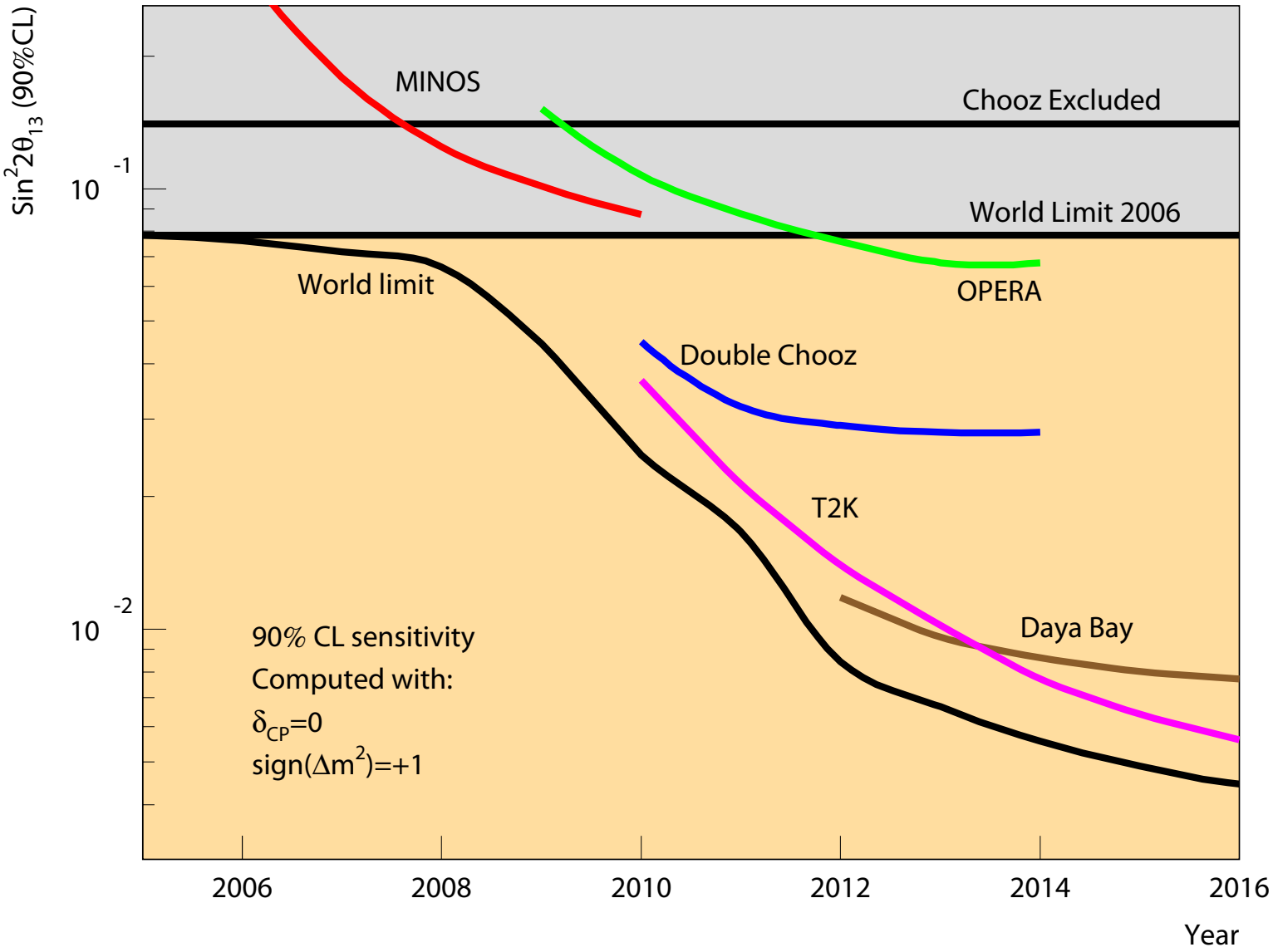

Status after the first and second generation: $\delta_{\rm CP}$

No hope to see any CP signal at 3σ

From P. Huber, M. Lindner, M. Rolinec, T. Schwetz and W. Winter, hep-ph/0412133.

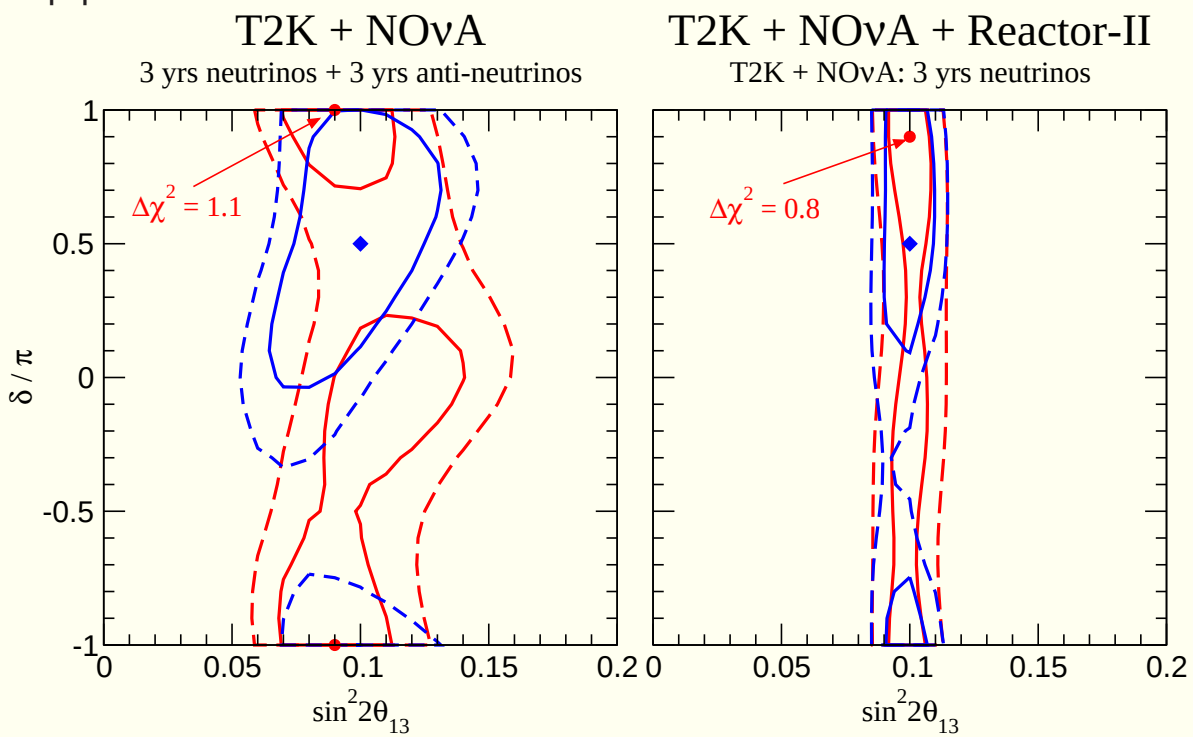

(dotted lines: 3σ, solid are 90%CL)

...and mass hierarchy

90% CL determination of mass hierarchy
Δm^2=2.4 10^{-3} eV^2
From O. Mena et al. hep-ph/0609011

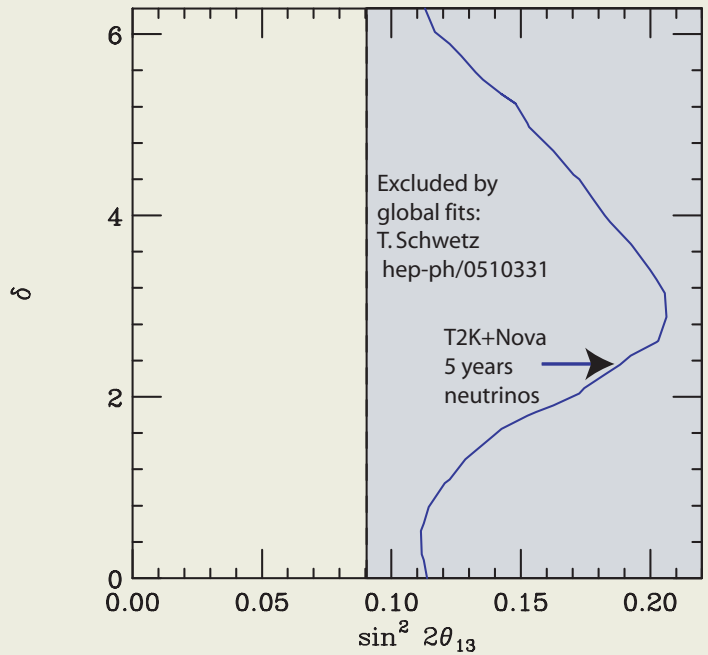

To address leptonic CP violation: improve of at least one order of magnitude the sensitivity of $\sin^2 2\theta_{13}$; two order of magnitudes more neutrinos !!!

The SuperBeam way

Proposals based on upgrades of existing facilities:

- T2K $\Rightarrow$ T2HK or T2KK (T. Kajita talk)
- Noνa $\Rightarrow$ Super Noνa (K. Lang talk)
- CNGS $\Rightarrow$ off-axis CNGS fired on a gigantic liquid argon detector
- AGS Brookhaven $\Rightarrow$ wide band beam fired on a gigantic water Cerenkov detector.

Proposals based on new facilities

- CERN-SPL SuperBeam

SuperBeams - J-PARC phase 2 (T2HK)

Upgrade the proton driver from 0.75 MW to 4 MW

Upgrade SuperKamiokande by a factor $\sim 20 \Longrightarrow$ HyperKamiokande

Both upgrades are necessary to address leptonic CP searches.

The detector would have valuable physics potential in proton decay, SN neutrinos, solar neutrinos.

Its cost: ~ 0.5 G$

Systematics at 2% are difficult

4 MW at 50 GeV/c are difficult

Targetry and optics at 4 MW are difficult and will probably require some compromise

T. Kobayashi, J.Phys.G29:1493(2003)

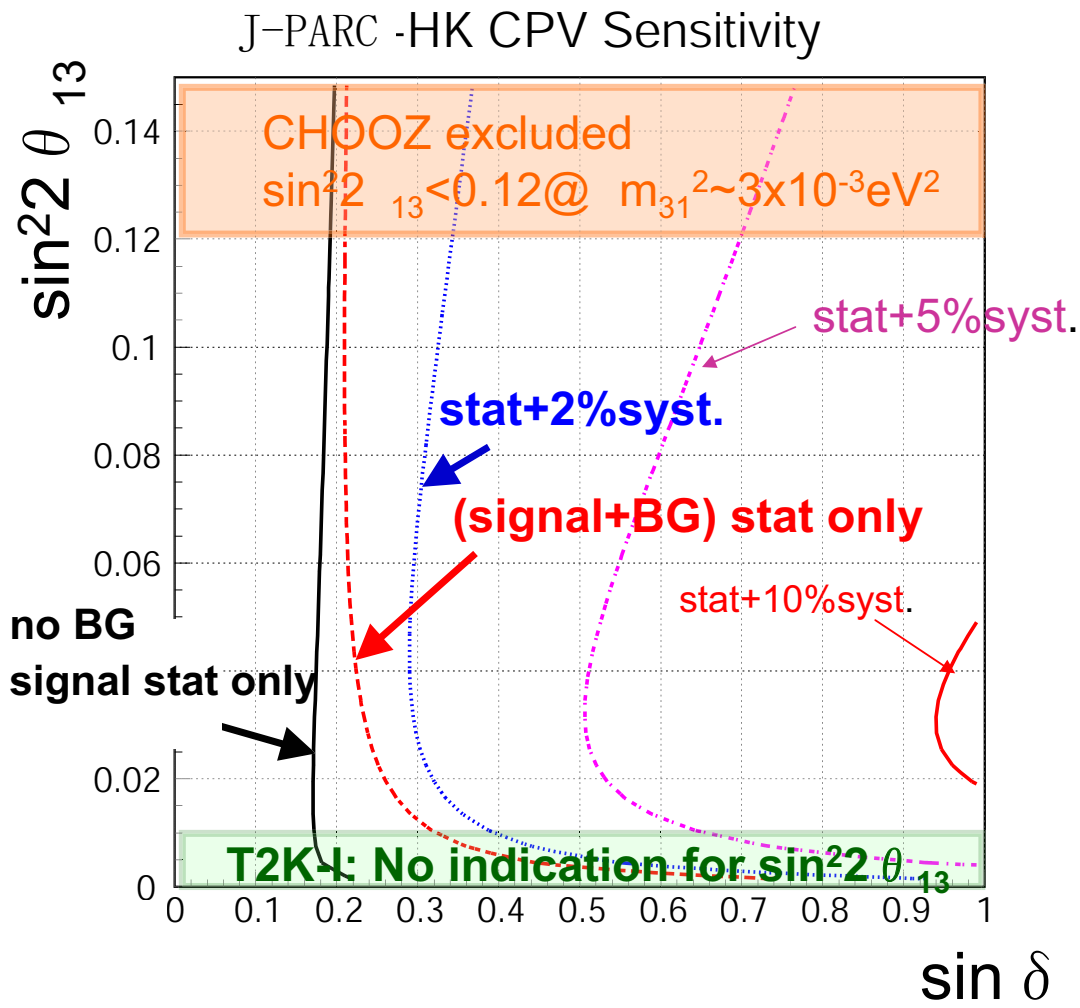

Off-Axis CNGS

A. Meregaglia and A. Rubbia, JHEP 0611 (2006) 032

- Have 8 times more pot/yr than CNGS. Possibly design a new optics to lower CNGS neutrino energy to about 10 GeV.
- Dig a new cavern, shallow depth, in an appropriate off-axis location close to the LNGS (L=850 km, 0.75° or L=1050 km, 1.5°)
- Install a 100 kton, monolithic liquid argon detector.
- In case build two detectors: 30 kton at 850 km and 70 kton at 1050 km.
- Final sensitivities similar to T2HK.

The ICARUS collaboration published a similar concept: **ModulAr**

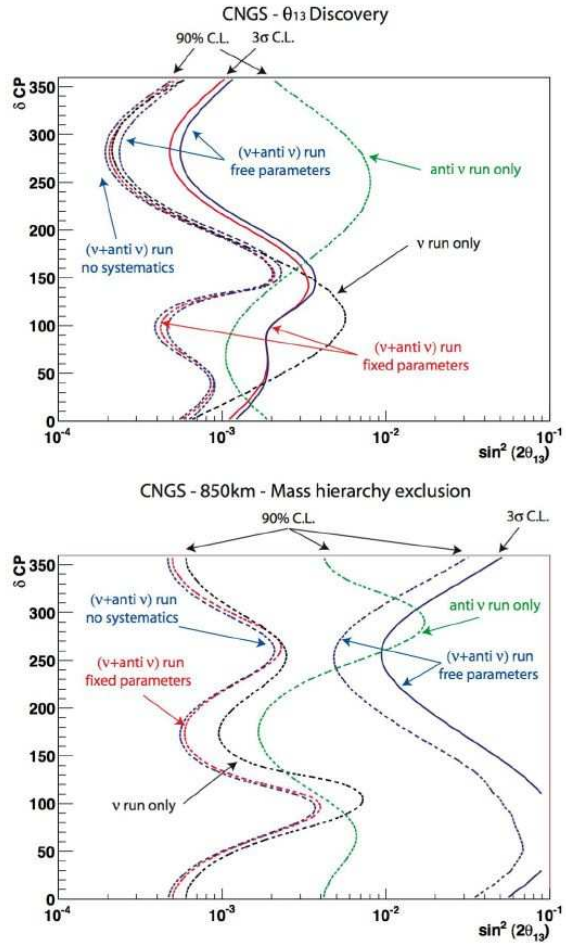

- Is it possible to upgrade the CNGS pot/yr by one order of magnitude? With which costs and timescale? Alternatively, what upgrades of the CNGS intensity can be foreseen in the next years? CERN is going to release a document to this purpose.
- How big a liquid argon module can be built? With which costs and timescale?
- For the cavern(s) see E. Coccia's talk next friday.

SuperBeams - SPL ν beam at CERN

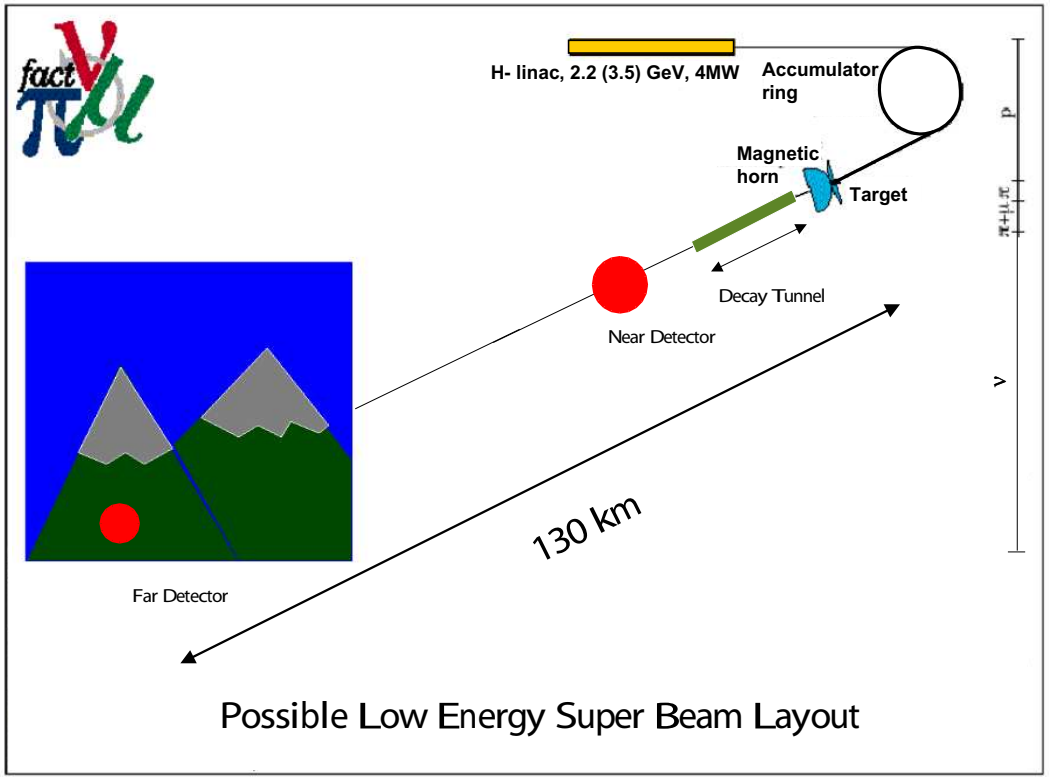

- A 3.5 GeV, 4MW Linac: the SPL.
- A liquid mercury target station capable to manage the 4 MW proton beam. R&D required.
- A conventional neutrino beam optics capable to survive to the beam power, the radiation and the mercury. Already prototyped.
- Up to here is the first stage of a neutrino factory complex.
- A sophisticated close detector to measure at 2% signal and backgrounds.
- A megaton class detector under the Frejus, L=130 km: Memphys.

The Memphys detector (hep-ex/0607026)

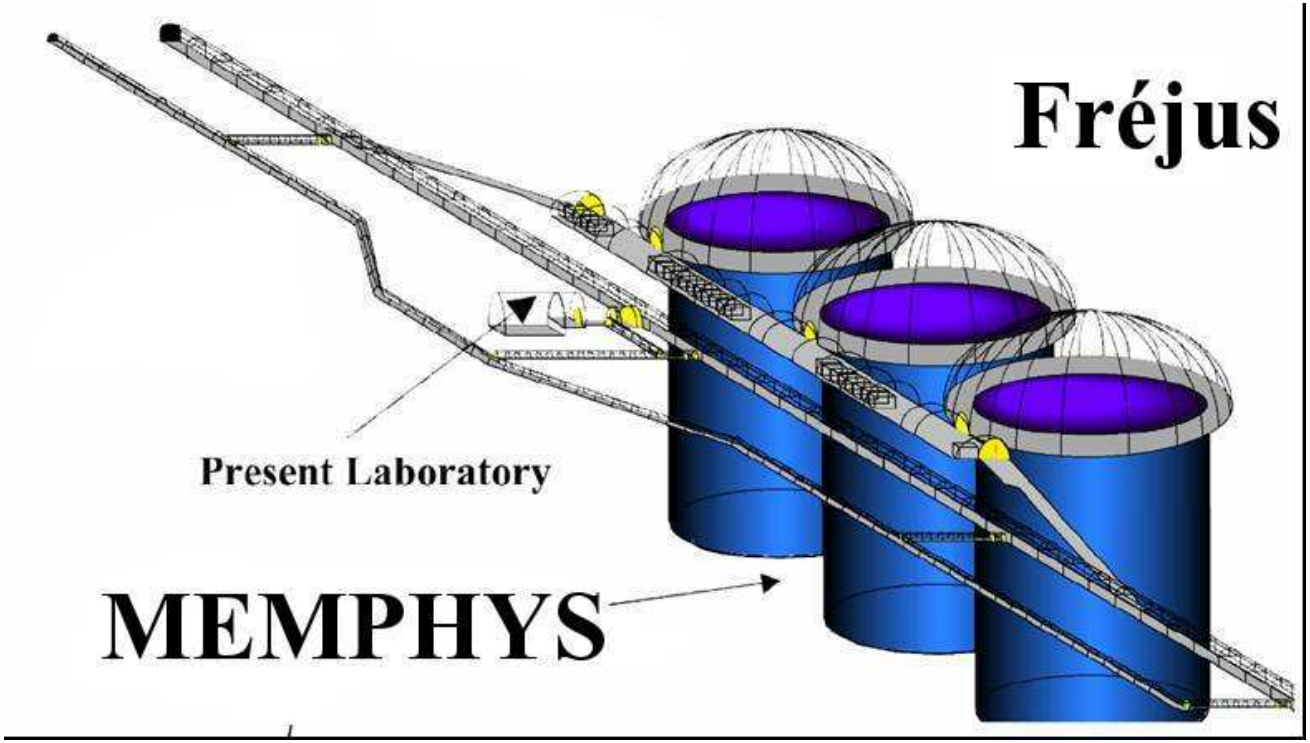

In the middle of the Frejus tunnel at a depth of 4800 m.w.e a preliminary investigation shows the feasibility to excavate up to five shafts of about 250,000 m^3 each ($\Phi = 65\,m$, full height=80 m).

Fiducial of 3 shafts: 440 kton.

30% coverage by using 12“ PMT’s from Photonis, 81k per shaft (with the same photostatistics of SuperKamiokande with 40% coverage)

Laguna

A coordinated European effort aimed towards conceptual designs for European large underground detectors.Physics focus: proton decay, low energy neutrino astronomy, long baseline neutrino beam. Three detection techniques are currently investigated:

- Water Cerenkov imaging, ~ 500 kton, with synergy with HK (Japan) and UNO (USA).
- Liquid argon time-projection chamber, ~ 100 kton. Technology pioneered in Europe by the ICARUS R&D programme.
- Liquid scintillator, ~ 50 kton connected to Borexino R&D programme

Feasibility studies for site excavation are mandatory to build the required infrastructure ho host these very large detectors, also under contrlled cost boundaries.
Approved as European FP7 Design Study.

MEMPHYS

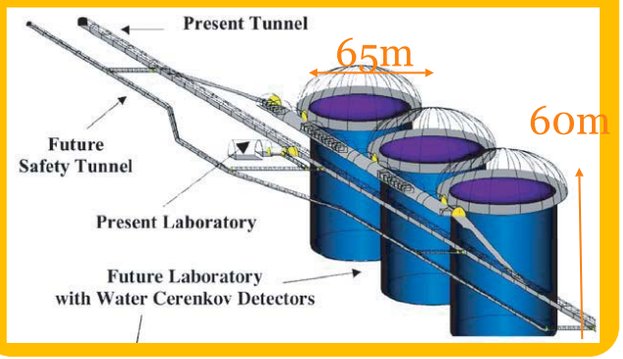

GLACIER



LENA

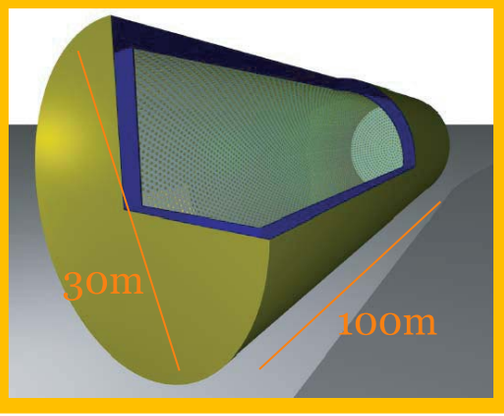

The merits of the “short baselines”

- Absolutely negligible matter effects: the cleanest possible environment for direct leptonic CP violation and θ_{13} searches.
- Almost all the events are quasi elastics: very reduced problems from the QE-not QE ratios.
- Energy shape it’s not a problem, a reasonable binning can be achieved (see later slides).
- In principle the same energy of a SPS based beta beam. The two beams could be fired to the same detector.

On the other hand

- Mass hierarchy cannot be directly measured. A not trivial sensitivity on $\mathrm{sign}(\Delta m^2_{23})$ can however been recovered combining accelerator neutrino signals with the atmospherics’ (see later slides).
- Small cross sections, loosely known and with important influence of nuclear effects.

Conventional neutrino beams are going to hit their ultimate limitations.

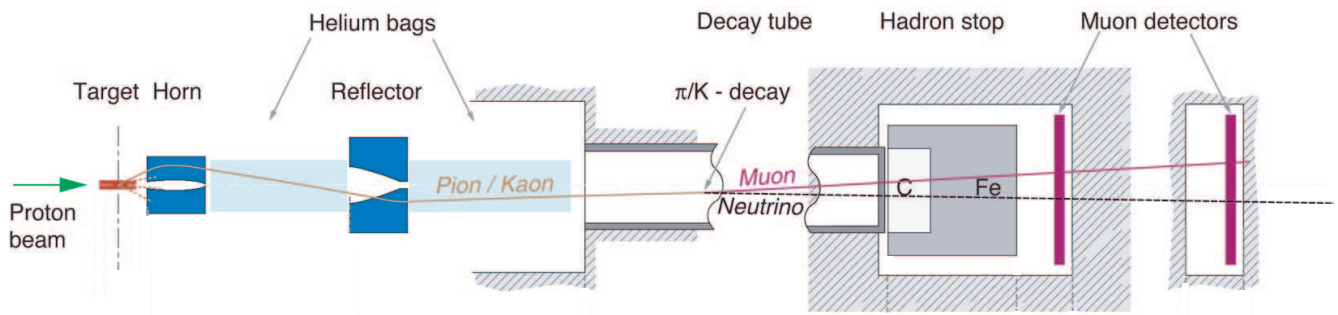

In a **conventional neutrino beam**, neutrinos are produced SECONDARY particle decays (mostly pions and kaons). Given the short life time of the pions ($2.6 \cdot 10^{-8}$s), they can only be focused (and charge selected) by means of magnetic horns. Then they are let to decay in a decay tunnel, short enough to prevent most of the muon decays.

- Besides the main component (ν_μ) at least 3 other neutrino flavors are present ($\overline{\nu}_\mu$, ν_e, $\overline{\nu}_e$), generated by wrong sign pions, kaons and muon decays. $\nu_e$contamination is a background for θ_{13} and δ, $\overline{\nu}_\mu$contamination dilutes any CP asymmetry.
- Hard to predict the details of the neutrino beam starting from the primary proton beam, the problems being on the secondary particle production side.
- Difficult to tune the energy of the beam in case of ongoing optimizations.

All these limitations are overcome if secondary particles become primary

Collect, focus and accelerate the neutrino parents at a given energy. This is impossible within the pion lifetime, but can be tempted within the muon lifetime **(Neutrino Factories)** or within some radioactive ion lifetime **(Beta Beams)**:

- Just one flavor in the beam
- Energy shape defined by just two parameters: the endpoint energy of the beta decay and the γ of the parent ion.
- Flux normalization given by the number of ions circulating in the decay ring.
- Beam divergence given by γ.

The full ^{6}He flux MonteCarlo code

```
Function Flux(E)
Data Endp/3.5078/
Data Decays /2.9E18/
ye=me/EndP
c ...For ge(ye) see hep-ph0312068
ge=0.0300615
2gE0=2*gamma*EndP
c ...  Kinematical Limits
If(E.gt.(1-ye)*2gE0)THEN
   Flux=0.
   Return
Endif
c ...Here is the Flux
Flux=Decays*gamma**2/(pi*L**2*ge)*(E**2*(2gE0-E))/
+ 2gE0**4*Sqrt((1-E/2gE0)**2-ye**2)
Return
```

Beta Beam (P. Zucchelli: Phys. Lett. B532:166, 2002)

M. Lindroos et al., see http://beta-beam.web.ch/beta-beam

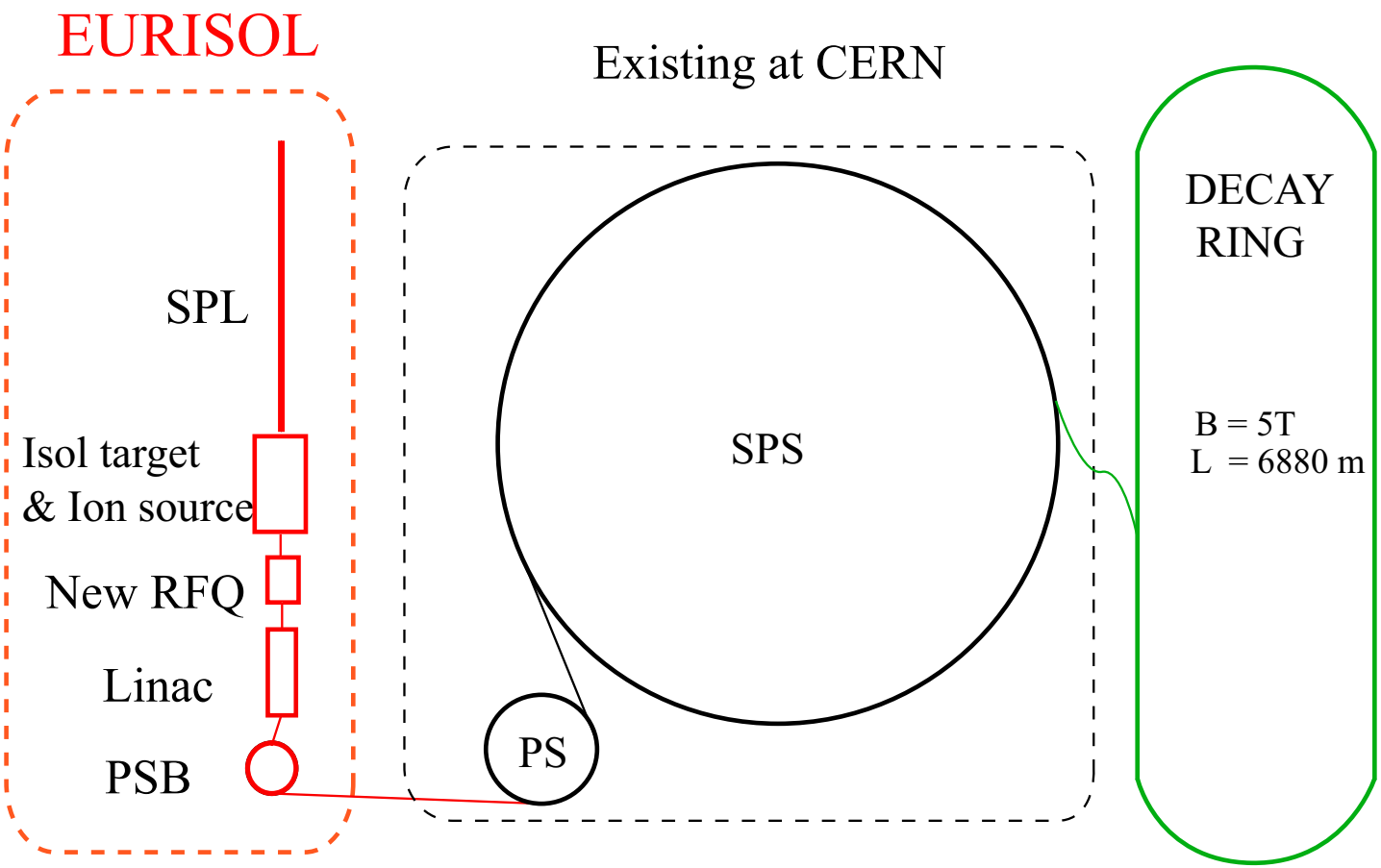

- 1 ISOL target to produce He^6, 100 μA, $\Rightarrow 2.9 \cdot 10^{18}$ ion decays/straight session/year. $\Rightarrow \overline{\nu}_e$.
- 3 ISOL targets to produce Ne^{18}, 100 μA, $\Rightarrow 1.1 \cdot 10^{18}$ ion decays/straight session/year. $\Rightarrow \nu_e$.
- These fluxes apply if the two ions are run separately

Exciting new ideas about radioactive ion production

C. Rubbia et al., hep-ph/0602032

C. Rubbia hep-ph/0609235

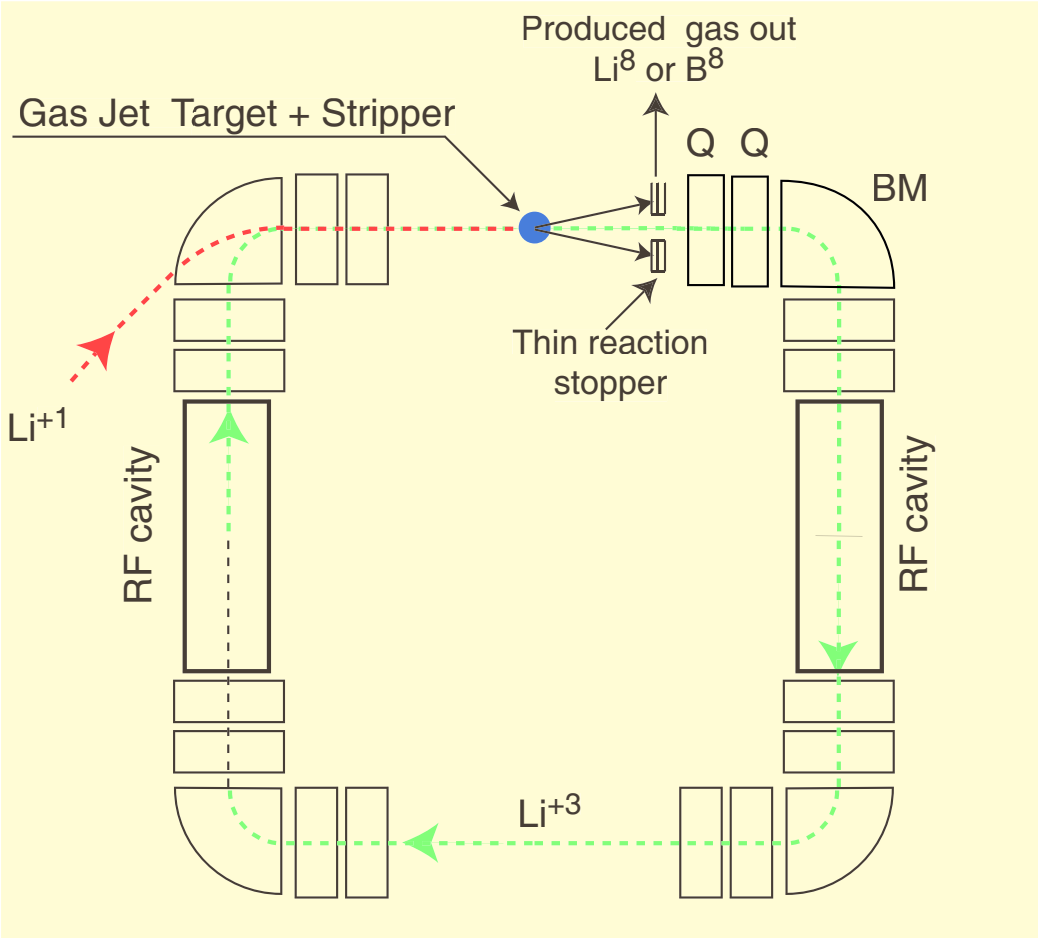

- It could deliver up to two order of magnitudes more radioactive ions than the Eurisol targets.
- ^{8}B and ^{8}Li have a Q factor about 8 times larger than ^{6}He and ^{18}Ne, allowing higher neutrino energies for the same γ value (on the other hand for the same neutrino energy the relative flux is lower by $1/\gamma$ due to the smaller Lorenz boost.)
- They have a more favorable Z/A factor, allowing for higher γ at the same accelerator.
- If realistic, this production method could bring to a completely different Beta Beam optimization scheme.

Oscillation signals

From J.E.Campagne, M. Maltoni, M.M., T.Schwetz,JHEP **0704** (2007) 003.

	βB		SPL		T2HK	
	$\delta_{CP} = 0$	$\delta_{CP} = \pi/2$	$\delta_{CP} = 0$	$\delta_{CP} = \pi/2$	$\delta_{CP} = 0$	$\delta_{CP} = \pi/2$
appearance ν						
background	143		600		1017	
$\sin^2 2\theta_{13} = 0$	25		41		84	
$\sin^2 2\theta_{13} = 10^{-3}$	72	81	93	10	181	18
$\sin^2 2\theta_{13} = 10^{-2}$	310	339	387	126	754	240
appearance $\bar{\nu}$						
background	157		500		1428	
$\sin^2 2\theta_{13} = 0$	30		36		90	
$\sin^2 2\theta_{13} = 10^{-3}$	82	12	74	104	188	261
$\sin^2 2\theta_{13} = 10^{-2}$	346	125	297	390	746	977

Computed with $\Delta m^2_{31} = +2.4 \times 10^{-3}\,\mathrm{eV}^2$, $\sin^2\theta_{23} = 0.5$, $\Delta m^2_{21} = 7.9 \times 10^{-5}\,\mathrm{eV}^2$, $\sin^2\theta_{12} = 0.3$. with an accuracy of 10% for θ_{12}, θ_{23}, Δm^2_{31}, and 4% for Δm^2_{21} at 1σ.

3σ discovery of a non-zero θ_{13}

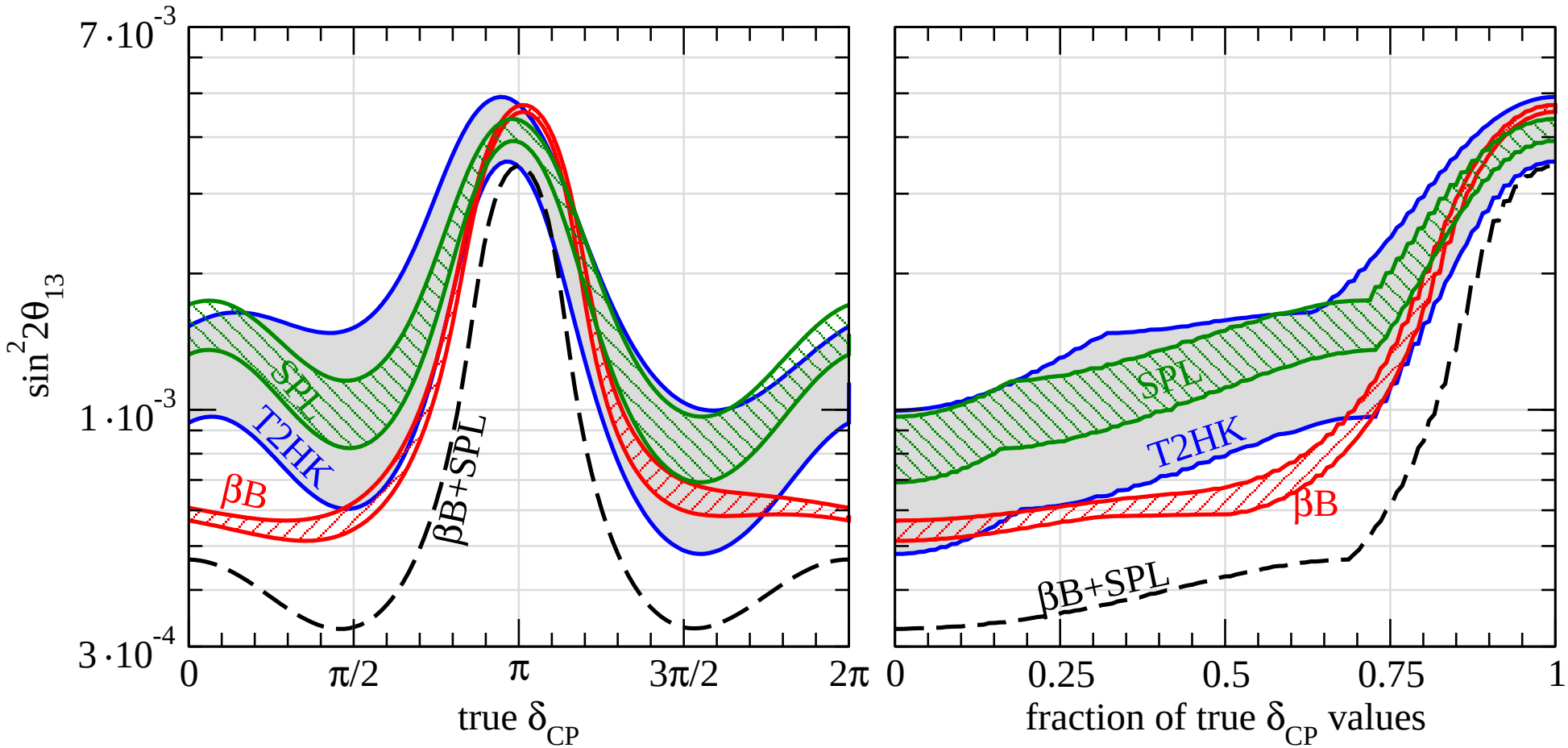

Line width: 2% and 5% systematic errors.

Sensitivity to CP violation at 3σ

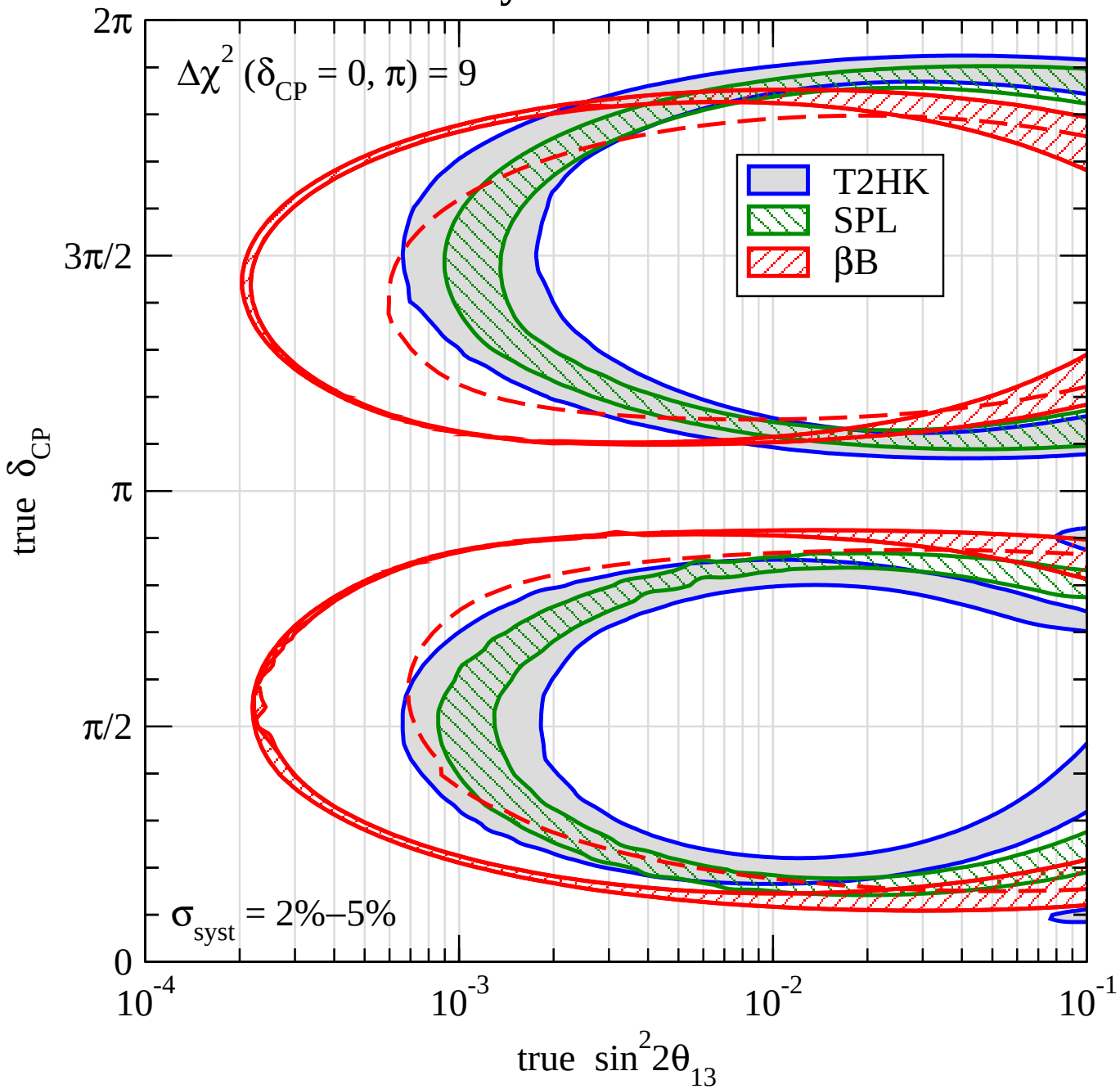

The degeneracy problem

The sub-leading $\nu_\mu \longrightarrow \nu_e$formula leaves room for clone solutions of the fit to θ_{13} and $\delta_{\rm CP}$. The eightfold degeneracies arise from

- $\mathbf{sign(\Delta m^2_{23})}$. Changing $\mathrm{sign}(\Delta m^2_{23})$ the $P(\nu_\mu \longrightarrow \nu_e)$terms $\propto$ $\sin(\Delta m^2_{23})$ change sign. Two separate solutions can be created by $(\theta_{13}\,, \delta_{\rm CP}\,, \mathrm{sign}(\Delta m^2_{23})\,)$ and by $(\theta_{13}{}', \delta_{\rm CP}{}', -\mathrm{sign}(\Delta m^2_{23})\,)$.
- $\boldsymbol{\pi/2 - \theta_{23}}$ (octant) . ν_μ disappearance measures $\sin^2 2\theta_{23}$ but some terms in the oscillation formula depend from $\sin\theta_{23}$ .At present the experimental best fit is $\sin^2 2\theta_{23} = 1$ allowing no ambiguity, but the experimental not excluded values smaller than unity allow for a twofold $\pi/2 - \theta_{23}$ ambiguity.
- **Mixed** The product of the above two

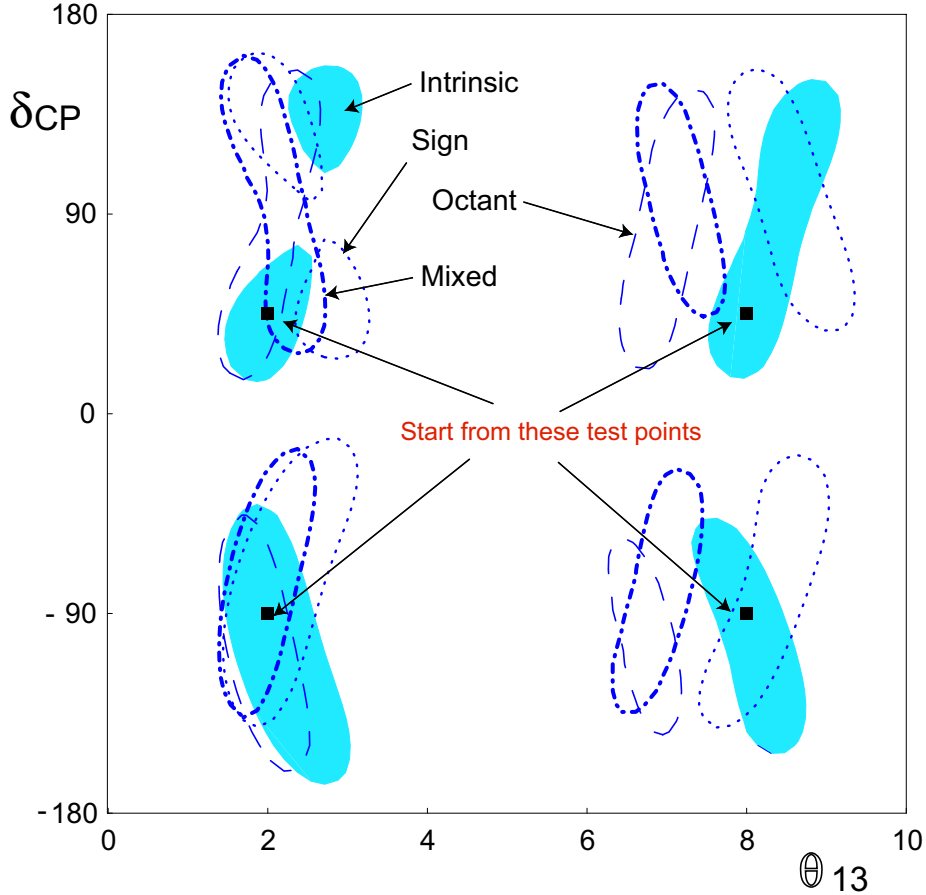

These eightfold discrete degeneracies (or twofold in case $\sin^2 2\theta_{23} \simeq 1$) can be solved by combining information of different experiments running at different energies or looking to different processes (i.e. combining $\nu_\mu \longrightarrow \nu_e$ transitions with $\nu_e$disappearance or with $\nu_e \longrightarrow \nu_\tau$ transitions). A single experiment cannot solve all these degeneracies by itself.

The synergy with atmospheric neutrinos

P. Huber et al., hep-ph/0501037: Combining Long Baseline data with atmospheric neutrinos (that come for free in the megaton detector):

- Degeneracies can be canceled, allowing for better performances in θ_{13} and LCPV searches
- The neutrino mass hierarchy can be measured
- The θ_{23} octant can be determined.

The main reasons are:

- **Octant** e-like events in the Sub-GeV data is $\propto \cos^2 \theta_{23}$
- **Sign** e-like events in the Multi-GeV data, thanks to matter effects, especially for zenith angles corresponding to neutrino trajectories crossing the mantle and core where a resonantly enhancement occurs.

NOTE: LBL and atmospherics are a true synergy. They add to each other much more that a simple gain in statistics. Atmospherics alone could not measure the hierarchy, the octant, θ_{13} and LCPV. While the Beta Beam at short baselines could not measure the hierarchy as well as the octant.

In the following sensitivities of the Beta Beam combined with the atmospherics are taken from J.E.Campagne, M.Maltoni, M.M., T.Schwetz, hep-ph/0603172

Beta Beam plus atmospherics: degeneracy removal

J.E.Campagne, M.Maltoni, M.M., T.Schwetz, JHEP **0704** (2007) 003

The red region is what is left after the atmospheric analysis.

Note how degeneracies were not influencing LCPV sensitivity too much.

95% CL regions for the $(H^{tr}O^{tr})$, $(H^{tr}O^{wr})$, $(H^{wr}O^{tr})$, $(H^{wr}O^{wr})$ solutions

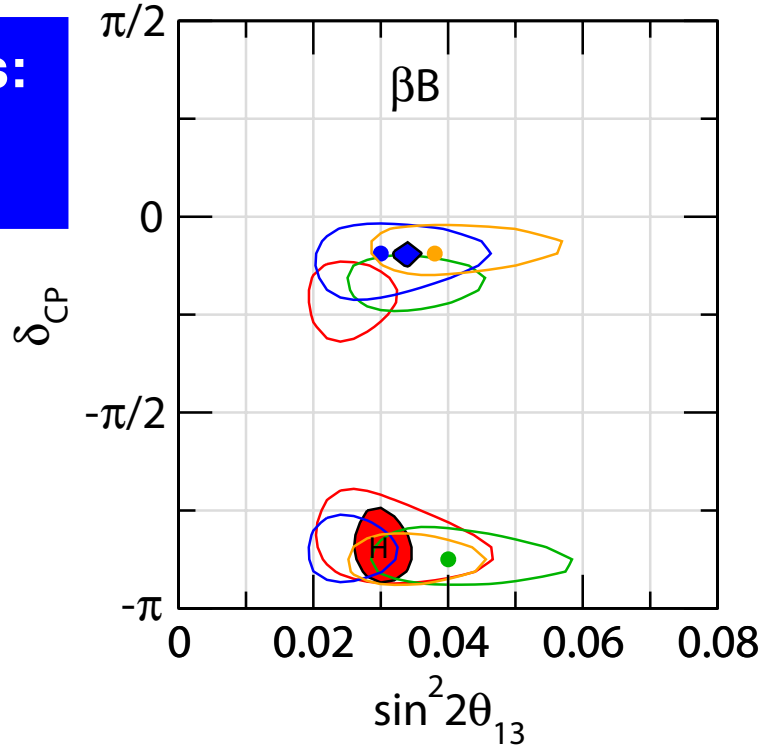

$\delta=-0.85\,\pi$
$\sin^2(2\theta_{13})=0.03$
$\sin^2(2\theta_{23})=0.6$

Beta Beam plus atmospherics: determining mass hierarchy and the octant

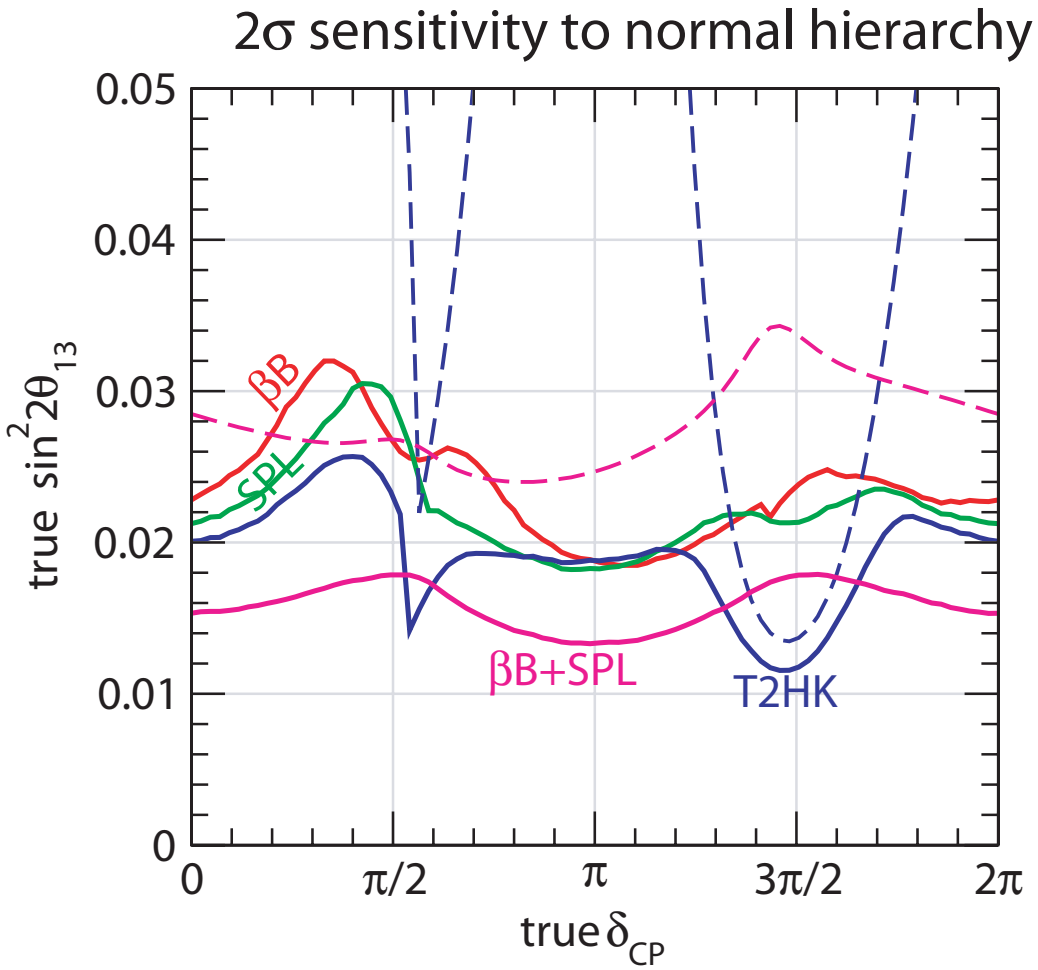

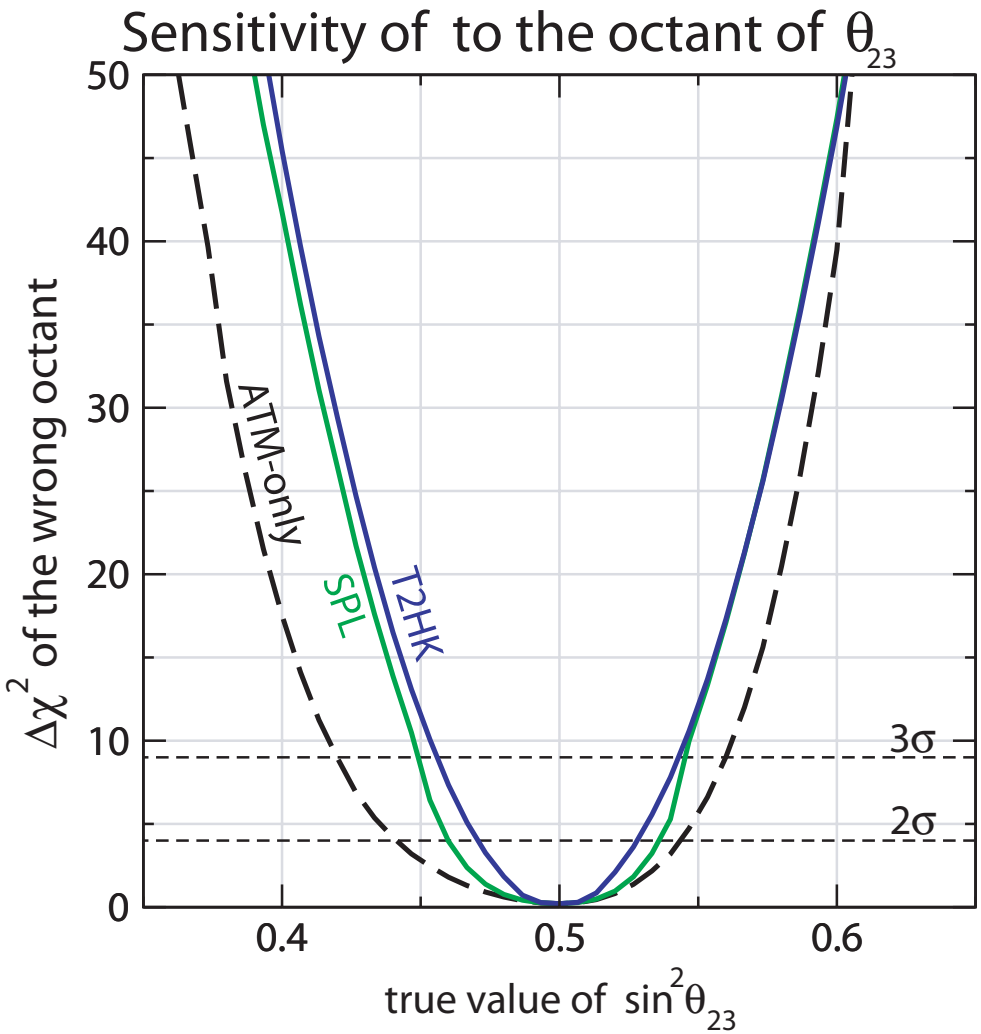

The high energy options

Several papers explored the physics potential of higher energy beta beams, showing how the experimental sensitivities can be improved if a higher energy accelerator than the SPS could be used (performances shown in later slides):

- J. Burguet-Castell et al., Nucl. Phys. B **695**, 217 (2004), Nucl. Phys. B 725, 306 (2005) ($\gamma = 150, 350$)
- F. Terranova et al., Eur. Phys. J. C **38** (2004) 69: $\gamma = 2500$, $\gamma = 4158$
- P. Huber, M. Lindner, M. Rolinec and W. Winter, Phys. Rev. D 73,053002 (with a discussion of fluxes vs. γ).
- S. Agarwalla et al.: Phys. Rev. D **75**, 097302 (2007), Nucl. Phys. B **798**, 124 (2008), arXiv:0802.3621 [hep-ex], arXiv:0804.3007 [hep-ph].
- W. Winter, arXiv:0804.4000

  - Need a proton machine of 1 TeV energy (LHC cannot be used at such high fluxes)
  - Assume the same ion decay rates of the SPS option.
  - The decay ring length rises linearly with γ

Electron capture beams

Radioactive ions can produce neutrinos also through electron capture.

Monochromatic, single flavor neutrino beams!

- J. Bernabeu, J. Burguet-Castell, C. Espinoza and M. Lindroos, hep-ph/0505054
- J. Sato, hep-ph/0503144. M. Rolinec and J. Sato, hep-ph/0612148.

- The same complex could run either beta or electron capture beams.
- No way to have $\overline{\nu}_e$ beams.
- Ions should be partially (and not fully) stripped. Technologically challenging.
- Ion candidates are much heavier than beta candidates and have longer lifetimes (more difficult to stack them in the decay ring)

The basic concept of a neutrino factory (the CERN scheme)

- High power (4 MW) proton beam onto a liquid mercury target.
- System for collection of the produced pions and their decay products, the muons.
- Energy spread and transverse emittance have to be reduced: "phase rotation" and ionization cooling
- Acceleration of the muon beam with a LINAC and Recirculating Linear Accelerators.
- Muons are injected into a storage ring (decay ring), where they decay in long straight sections in order to deliver the desired neutrino beams.
- **GOAL:** $\sim 10^{21}$ μ **decays per straight section per year**

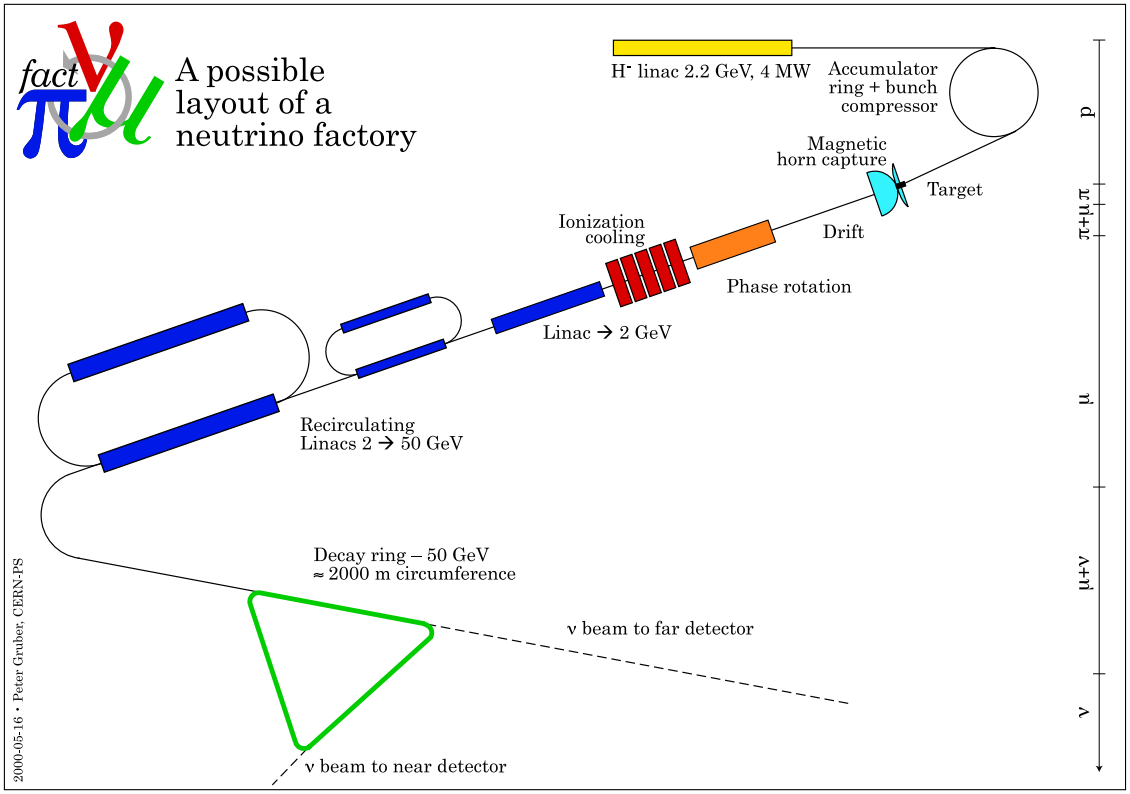

Oscillation signals at the neutrino factory

μ^- (μ^+) decay in (ν_μ , $\overline{\nu}_e$) (($\overline{\nu}_\mu$, ν_e)).

Golden channel: search for $\nu_e \longrightarrow \nu_\mu$ ($\overline{\nu}_e \longrightarrow \overline{\nu}_\mu$) transitions by detecting wrong sign muons.

Default detector: 40-100 kton iron magnetized calorimeter (Minos like)

Silver channel: search for $\nu_e \longrightarrow \nu_\tau$ transitions by detecting ν_τ appearance.

Ideal detectors: $4\times$ Opera or 10 Kton LAr detector.

All these detectors can be accomodate at LNGS.
Ideal baseline for a 50 GeV Neutrino Factory is ~ 3000 km.

ISS and European design study.

ISS stands for International Scoping study, an international effort started about 2 years ago to fully establish the possibilities and the physics potential of future neutrino beam facilities. The final document will be ready soon. Next ISS plenary meeting: CERN 29-30 March.

This year will be a call for proposals from EU in the FP7 framework. The neutrino phyisics community is going to produce a request for a design study of a future neutrino beam facility: EuroNu.

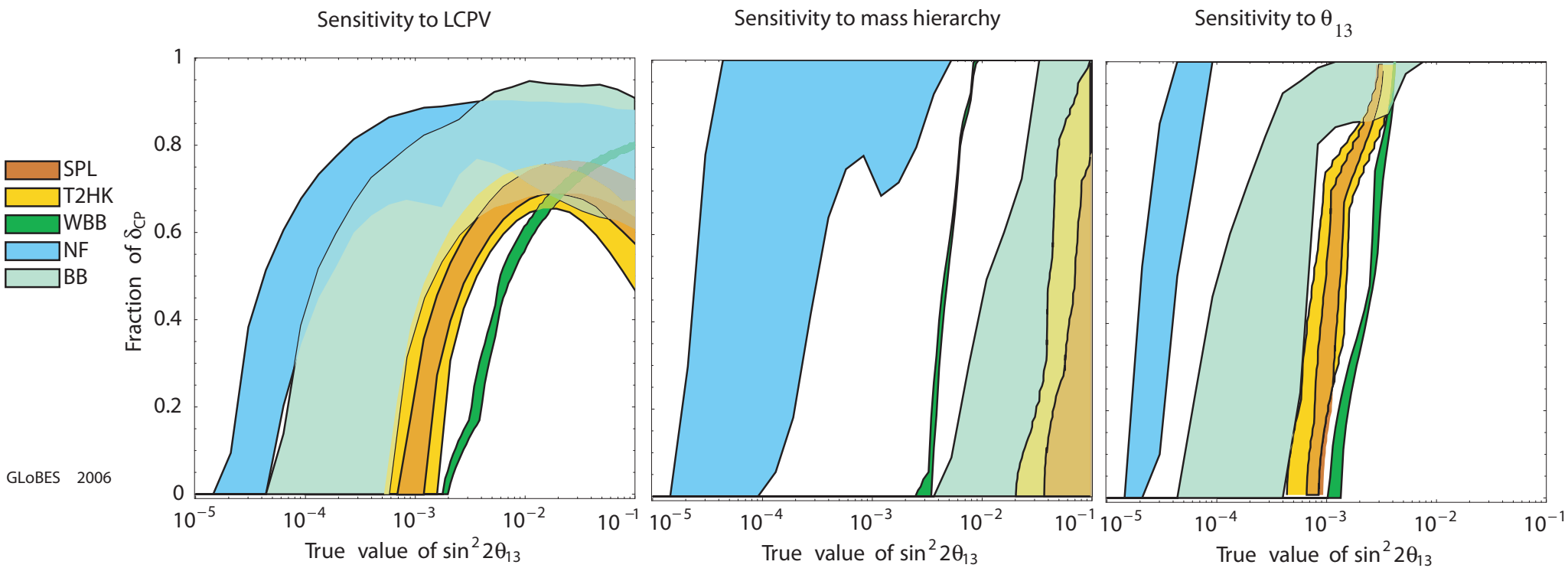

Line widths reflect different assumptions on machine configuration, fluxes, detector performances and systematic errors.